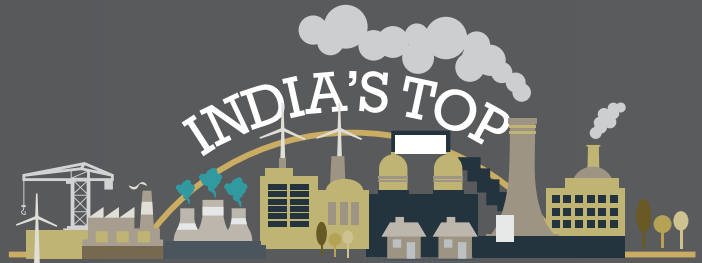



dun & bradstreet

GROWING RELATIONSHIPS THROUGH DATA



# PSUs

2018



dun & bradstreet

GROWING RELATIONSHIPS THROUGH DATA





Risk Management Solutions

---

Sales & Marketing Solutions

---

Learning & Economic Insights Group

dun & bradstreet

GROWING RELATIONSHIPS THROUGH DATA



dun & bradstreet

GROWING RELATIONSHIPS THROUGH DATA



# India's Top PSUs 2018

Published in India by **Dun & Bradstreet Information Services India Pvt Ltd.**

## Registered Office

ICC Chambers, Saki Vihar Road,

Powai, Mumbai - 400072.

CIN: U74140MH1997PTC107813

Tel: +91 22 6676 5555, 2857 4190 / 92 / 94

Fax: +91 22 2857 2060

Email: [DNB\\_India-corporatepublication@DNB.com](mailto:DNB_India-corporatepublication@DNB.com)

URL: [www.dnb.co.in](http://www.dnb.co.in)

## New Delhi Office

1<sup>st</sup> Floor, Administrative Building,

Block 'E', NSIC - Technical Services Center,

Okhla Industrial Estate Phase - III,

New Delhi - 110020.

Tel: +91 11 4149 7900 / 01

Fax: +91 11 4149 7902

## Kolkata Office

166B, S. P. Mukherjee Road,

Merlin Links, Unit 3E, 3<sup>rd</sup> Floor,

Kolkata - 700026.

Tel: +91 33 2465 0204

Fax: +91 33 2465 0205

## Chennai Office

New No: 28, Old No: 195,

1<sup>st</sup> Floor, North Usman Road,

T. Nagar, Chennai - 600017.

Tel: +91 44 2814 2265 / 75

Fax: +91 44 2814 2285

## Ahmedabad Office

801 - 8<sup>th</sup> Floor, Shapath V,

Opp. Karnavati Club,

S. G. Highway

Ahmedabad - 380054.

Tel: +91 79 6616 8058 / 59

Fax: +91 79 6616 8064

## Bengaluru Office

No. 7/2 Gajanana Towers,

1<sup>st</sup> Floor, Annaswamy Mudaliar Street,

Opp. Ulsoor Lake,

Bengaluru - 560042.

Tel: +91 80 4250 3500

Fax: +91 80 4350 3540

## Hyderabad Office

504, 5<sup>th</sup> Floor,

Babukhan's Millennium Centre,

6-3-1099 / 1100, Somajiguda,

Hyderabad - 500082.

Tel: +91 40 6662 4102, 6651 4102

Fax: +91 40 6661 9358

**Editor** Preeti Misra

**Sub-Editor** Naina Acharya

**Editorial Team** Omesh Kandalkar, Yogesh Jambhale, Mihir Shah, Christopher D'Souza, Pooja Wadhwa, Rohit Pawar, Nishikant Sharma

**Sales Team** Suhail Aboli, Jaison Swamidas, Rajesh Kandari, Prasad Kachraj, Sukhvinder Singh, Romita Dey Talukdar, Subhonita Gargari, Dharmesh Kapoor, Apoorwa Tyagi, Sohail Chawla, Amit Kumar, Sonal Singh Rana, Siddarth Ravindran, Miloni Shah, Apeksha Mutreja, Rohit Sharma, Manjula Dinakaran, Pranava Rao, Taran Chawla, Pooja Arora, Nalini Kukreti

**Operations Team** Mangesh Shinde, Nehal Khosla, Sumit Sakhrani, Ankur Singh, Rajesh Gupta, Melita Menezes, Smruti Gandhi, Tia Roy, Nikita Sachdev, Rehan Shah, Ankita Satam, Anoop Parwani, Nadeem Ansari

**Design Team** Mohan Chilvery, Sonal Gangnaik, Tushar Awate, Shilpa Chandoliker, Sunil Burli

## All rights reserved

Except for any fair dealing for the purpose of private study, research, criticism or review as permitted under the Copyright Act, no part or portion of this publication may be reproduced, distributed, or transmitted in any form or by any means, including photocopying, recording, or other electronic or mechanical methods, without the prior written permission of the publisher.

## DISCLAIMER

This publication is circulated by Dun & Bradstreet to the select recipients and at Dun & Bradstreet's sole discretion. The publication shall neither be reproduced, republished, publicly circulated, disclosed nor shall be copied, modified, redistributed, or otherwise made available to any person or entity, in any form whatsoever including by way of caching, framing or similar means, whether in part or whole, without the prior written consent of authorized representatives of Dun & Bradstreet. This publication is meant for the fair and internal use of the recipients. Dun & Bradstreet provides no advice or endorsement of any kind through this publication. This publication does not constitute any recommendation by Dun & Bradstreet to enter into any transaction or follow any course of action. All decisions taken by the recipients shall be based solely on the recipient's evaluation of circumstances and objectives. Dun & Bradstreet recommends that the recipient independently verify the accuracy of the contents of the publication, upon which it intends to rely. This publication contains information compiled from various sources over which Dun & Bradstreet may not have control and / or which may not have been verified by Dun & Bradstreet, unless otherwise expressly indicated in the publication. Dun & Bradstreet, therefore, shall not be responsible for any accuracy, completeness or timeliness of the information or analysis in this publication. Dun & Bradstreet thus, expressly disclaims any and all responsibilities and liabilities arising out of the publication or its use by the recipient or any person or entity.

## India's Top PSUs 2018

11<sup>th</sup> Edition

ISBN 978-93-86214-27-0

---

# Contents

Preface.....	I
Foreword .....	III
Executive Summary .....	V
Methodology .....	VII
Definitions & Calculations .....	IX
PSU Overview .....	XIII
Experts' View .....	E-1 - E-8
Listings	
Complete List of Central PSUs.....	L1 - L11
State PSUs .....	L13 - L41
List of Maharatnas, Miniratnas & Navratnas .....	L43
Listings of Profiled Central PSUs .....	L45 - L51
Profiles of Top PSUs of India	
Non - Financial Segment .....	1 - 59
Banks.....	61 - 67
FIs/NBFCs.....	69 - 73
Insurance .....	75 - 78
Abbreviations .....	83 - 91
Index.....	93 - 96

---

Drive your bank's growth  
with the next-generation risk  
intelligence platform from  
Dun & Bradstreet

ACCESS THE WORLD'S MOST  
INDISPENSABLE COMMERCIAL  
DATABASE IN A MODERN,  
DYNAMIC WAY.



A SOLUTION DESIGNED  
FOR THE WORK YOU DO.



A SOLUTION DESIGNED  
FOR THE BANKING  
INDUSTRY



dun & bradstreet

Prateek Tandon  
tandonp@dnb.com  
9833228334

Girish Jain  
jaing@dnb.com  
9820429887

Or email us at  
India@DNB.com

# Preface

Dun & Bradstreet India is pleased to present the 2018 edition of its publication, '**India's Top PSUs**'. The publication is an insightful compendium of India's leading Public Sector Undertakings (PSUs) and profiles 177 PSUs. The PSUs with a total income of ₹ 1 billion and above have been profiled in the present publication. It also presents a comparison of financial parameters of companies within their respective sectors.

No discussion on PSUs can be complete without a discussion on capitalism. Capitalism has been an engine of wealth creation for several decades and has led to sustained productivity gains and long-term growth. However, capitalism has taken slightly different forms in different countries. In some countries capitalism has created disparities between the rich and the poor, disregarded environment and its impact on social well-being. Recently, various research has been conducted to determine how capitalism should be reformed in the long run which would be more 'responsible' and sustainable in generating long-term value. This form of responsible capitalism in some essence has been followed by some countries over the years. Their achievement is underlined by long term view on investment, as well as their performance in various indicators of economic and social well-being where they are front-runners. These countries are among the most income-equal countries in the world, they score high on competitiveness index, human development index and people satisfaction indicated by the happiness index. The best known examples of these type of countries are Sweden, Denmark, Iceland, Norway and Finland.

In the Indian context, we find that many of the positives recommended in the holistic models of capitalism are embedded in the objective on which the PSUs were created in India after independence. PSUs have been set up to bring self-reliant and sustainable economic growth with a social perspective, create balanced regional development and promote redistribution of income/wealth. PSUs while contributing to the economic growth of the nation are also engaged in social value creation. More recently, their role has been extended to upholding the Micro and Small Enterprises (MSEs) by improving their market access and creating a level playing field through procuring goods and services from them. PSUs are thus delivering socially desirable outcomes despite various constraints such as availability of talent pool, government participation, financial hurdles etc.

'**India's Top PSUs 2018**' is an endeavour to capture the essence of the contribution of the PSUs to the India economy. It attempts to provide leading players with the unique advantage of Dun & Bradstreet's global footprint in disseminating vital and useful information about them to a wider audience.

I hope you enjoy reading this issue of '**India's Top PSUs 2018**' and look forward to your comments and suggestions.

Manish Sinha  
Managing Director – India  
Dun & Bradstreet



Insure anytime anywhere  
with a single click



## Oriental Insurance App



ओरिएण्टल  
इंश्योरेंस

पृथ्वी, अग्नि, जल, आकाश। सबकी सुरक्षा हमारे पास।



**Oriental**  
insurance

Prithvi, Agni, Jal, Aakash. Sab ki suraksha hamare paas.

ICRA Rating: iAAA • CRISIL Rating: AAA/Stable

**The Oriental Insurance Company Ltd.**

Registered Office : "Oriental House" A-25 / 27, Asaf Ali Road, New Delhi-110 002

Purchase policy @

[www.orientalinsurance.org.in](http://www.orientalinsurance.org.in)

For More Information call us on

**1800-11-8485**

ADVT. NO. OIC/19/2018-19  
IRDAI Registration No.: 556

Insurance is the subject matter of solicitation.

CIN-U66010 DL 1947 GOI007158  
For more details on risk factors, terms & conditions please -  
read sales brochure carefully before concluding a sale.

Beware of spurious phone calls & fictitious/fraudulent offers. IRDAI clarifies to public that IRDAI or its officials do not involve in activities like sale of any kind of insurance or financial products nor invest premiums. IRDAI does not announce any bonus. Public receiving such phone calls are requested to lodge police complaint alongwith details of the phone call number.



# Foreword

Dun & Bradstreet is pleased to announce the release of the eleventh edition of its premier publication, **'India's Top PSUs'**. The publication has consistently served as compendium on the financial performance of Indian public sector undertakings (PSUs). Dun & Bradstreet's global footprint and market reach will ensure that the publication receives international exposure as a premier resource on the Indian public sector undertakings.

The year 2017 was favourable for the global economy. The major fears – a market crash due to US presidential elections, recession in the UK due to Brexit and a possibility of collapse of the eurozone due to disintegration of the Italian banking system – have failed to materialise. The global economic story of 2017 has largely been positive and was witnessed through rising stock indices.



Against this backdrop, the Indian economy has continued to exhibit growth prospects on the back of strong economic fundamentals. Over the past few years, the Indian economy has undergone a paradigm shift and India has successfully positioned itself as the most dynamics emerging economy. Further, it is expected to remain the fastest growing economy on the back of robust private consumption, strong domestic demand, and significant domestic reforms which are gradually being implemented by the government. The World Bank has projected the Indian economy to grow by 7.3% in CY18 and 7.5% in CY19.

The Indian public sector undertakings (PSUs) have significantly contributed to the country's economic resurgence. However, challenges related to productivity and efficiency pose major barriers to their growth. In an increasingly technology driven environment, these companies need to adopt technology solutions that not only enable them to align their organisation's business needs but also help them achieve growth and efficiencies. To achieve competitive advantage, PSUs need to leverage emerging technologies and best practices. They also need to adopt innovative ways of analysing data and tracking business performance, in order to take their enterprises to the next level of growth.

Dun & Bradstreet believes that PSUs with their extensive pan-India presence support the government in the implementation of their programs and initiatives. Without the support of PSUs, achieving the targeted growth would be a herculean task. Therefore, monitoring the performance of PSUs becomes significant along with highlighting their journey.

**'India's Top PSUs 2018'** will be a valuable source of insight on the Indian PSUs. Dun & Bradstreet's footprint and global reach will ensure that this publication will stand as an effective platform to reach out to potential partners on a global scale.

We hope you will enjoy reading this publication. We look forward to receiving your feedback and suggestions.

Preeta Misra  
Director – Learning & Economic Insights Group  
Dun & Bradstreet India

## CELEBRATE THE SPIRIT OF DIGITAL INDIA, WITH INDIA'S #1 DIGITAL EMPLOYEE BENEFITS COMPANY

Empower your employees to increase their take-home salary with our Digital Employee Benefit Solutions that offer ease, speed, choice and great savings.



### SODEXO MEAL PASS

THE MOST-ADVANCED DIGITAL MEAL BENEFIT SOLUTION



Tax savings up to ₹12,000/- per employee every year



Exclusive deals and discounts up to ₹8,000/- per employee every year



Nationwide network of 1 lakh+ unique points of acceptance across 1,500+ cities including small towns




Simple online ordering and distribution process



Implemented under Cafeteria Approach by our prominent clients nationwide

### SODEXO PREMIUM PASS

INDIA'S FIRST-EVER LIMITED EDITION EMPLOYEE GIFTING SOLUTION



Tax savings on ₹5,000/- per employee every year



Personalized cards with employee and company name with a special message from you



Nationwide acceptance by 20 lakh+ retail outlets and online merchants



Hassle-free, one-touch ordering via a simple web portal



Flexibility to choose between physical and virtual cards. Gift any amount, anytime, anywhere in India

### SOME OF OUR PROMINENT CLIENTS



 TOLL-FREE NUMBERS: 1800 267 3030 / 1800 103 3030



# Executive Summary

Public Sector Undertakings (PSUs) of the country have always played a key role in the country's socio-economic development. Their importance is underscored by the fact that Central Public Sector Enterprises (CPSEs) provided employment to 1.13 mn people in FY17 and contributed ₹ 3.8 trillion to the central exchequer by way of excise duty, customs duty, corporate tax, interest on Central Government loans, dividend and other duties and taxes. The publication, '**India's Top PSUs 2018**' is a compendium of the country's public sector undertakings and captures the financial performance of top Central PSUs during FY17.



The 2018 edition of the publication profiles 177 Central PSUs which include 143 companies from the non-financial segment, 16 public sector banks, 8 insurance companies and 10 companies from the FIs/NBFCs segment respectively.

## **Some of the key financial performance highlights of the featured PSUs during FY17 are:-**

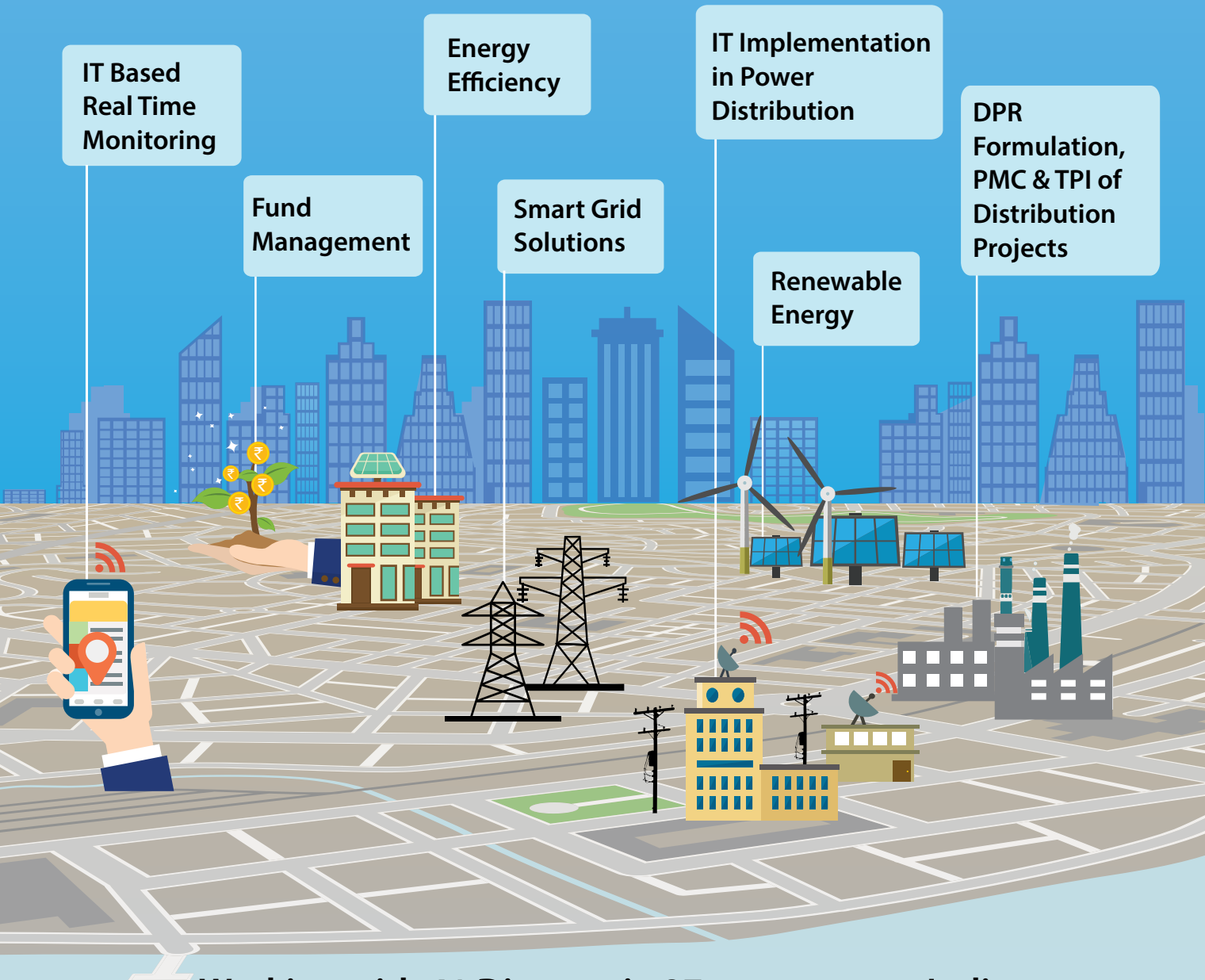
- The aggregate total income of the 177 profiled PSUs stood at around ₹ 32.8 trillion in FY17; showing a growth of nearly 9% as compared to FY16
- The aggregate net profit of the 177 profiled CPSEs stood at nearly ₹ 1,489 billion in FY17, showing a growth of nearly 15% as compared to FY16
- Petroleum – refining & marketing sector emerged as the largest contributor in terms of both viz income and profit. Its share in aggregate income and profit in FY17 stood at 31% and 27% respectively
- The eight Maharatnas and 16 Navratnas, i.e. 24 companies collectively accounted for nearly 43% of the aggregate total income of the profiled PSUs
- In terms of income growth, Maharatnas and Navratnas showed equal growth of 8% in FY17 compared to the previous year

The government is taking constructive measures, mostly through strategic divestment, to make the PSUs more efficient and globally competitive. We are also witnessing the accelerated role of PSUs in spearheading the government agenda of financial inclusion, digitization and technical collaborations for the Make in India campaign. Their role in building a New India becomes all the more critical keeping in mind their significant contribution in key areas of energy, financial services, infrastructure and power among others.

Dun & Bradstreet will continue to track the performance of Central PSUs and keep the readers updated on various developments through future editions of the '**India's Top PSUs**'.

Naina R Acharya  
Leader - Operations  
Learning & Economic Insights Group  
Dun & Bradstreet India

# *We Work towards...* **Strengthening Power Utilities**



**Working with 41 Discoms in 27 states across India**

REC Power Distribution Company Ltd (RECPDCL) is a wholly owned subsidiary of REC. It has rendered its expert and value added consultancy services to its valued clients in power sector located across India. Being a total power services company providing end-to-end support required for power-sector transformation in our country, RECPDCL is committed to continuously supplement the efforts of Power Utilities for their improved operational efficiencies.

# Methodology

The eleventh edition of '**India's Top PSUs**' publication features 177 public sector undertakings (PSUs). The publication comprises - central public sector enterprises (CPSEs) which are a part of the Department of Public Enterprises (DPE) list (operational enterprises as on 31.03.2017); public sector scheduled commercial banks (SCBs) as defined by the Reserve Bank of India (RBI) on 31.03.2017, excluding regional rural banks (RRBs); public sector insurance companies as defined by the Insurance Regulatory and Development Authority of India (IRDAI) and other public sector NBFCs/financial institutions formed by the Act of Indian Parliament. The publication also includes a listing of state PSUs as collected from the websites of the Ministry of Corporate Affairs and Comptroller and Auditor General of India and websites of State Governments.

The status of CPSEs (Maharatna, Navratna and Miniratna) is as enumerated by the DPE as on April 2018. Central public sector undertakings which have ceased to exist due to merger/amalgamation post 31.03.2017 are also excluded. Central public sector undertakings, for which the government has proposed strategic disinvestment through majority stake sale, complete stake sale; merger/amalgamation, proposed to be shut down etc. are marked with \* in the listings for reference.

The initial selection of the PSU data was based on compilations from various sources such as the DPE, RBI, IRDAI, BSE, Dun & Bradstreet's database and data from various ministries. The shortlisted PSUs were sent a detailed questionnaire seeking operational and financial information. This publication features PSUs with a standalone total income equal to or above ₹ 1 bn during FY17 as a selection criterion. Information contained in this publication has been procured from authentic and credible sources available in the public domain such as company annual reports/documents, websites, DPE, and the registrar of companies. Further, companies that did not respond with critical data and/or whose information is not available in the public domain were not considered for this study to ensure that all information contained in this publication is verified and authenticated.

All the financial information in the publication is based on standalone financials as per the revised Indian Accounting Standard or old GAAP adopted by the company and available in the public domain such as from annual reports or financial statements (audited or provisional) or as disclosed by DPE in its Public Enterprise Survey 2016-17.

The various financial computations are as per Dun & Bradstreet methodology and have been explained explicitly in the 'Definitions and Calculations' section. Each company featured in the publication has been allotted a unique identification number (D-U-N-S<sup>®</sup> - Data Universal Numbering System). This will help readers locate and obtain full-fledged information reports on these companies from the Dun & Bradstreet database.

The editorial team is confident that '**India's Top PSUs 2018**' will prove useful. Further, we would be pleased to receive your invaluable feedback and suggestions.



ONCE AGAIN,  
**VICTORY**  
COMES BACK TO US.

NTPC has been chosen as '**Great Place to Work**', yet again.

NTPC has been adjudged once again as '**Great Place to Work**' by the Great Place to Work Institute. Its unique '**people first**' approach and initiatives for growth make NTPC one of the most preferred employer amongst the best in India.



**NTPC Limited**

[www.ntpc.co.in](http://www.ntpc.co.in)

CIN No. : L40101DL1975GOI007966

Follow us on: [f/ntpc1](https://www.facebook.com/ntpc1) | [/ntpc1td1](https://www.youtube.com/channel/UCntpc1td1) | [/ntpclimited](https://www.twitter.com/ntpclimited) | [/company/ntpc](https://www.linkedin.com/company/ntpc)



# DEFINITIONS & CALCULATIONS

# Definitions & Calculations

This section defines financial terms and ratios used in this publication.

- Total Income - Refers to the total revenue including other income as reported in the company's stand-alone financial statements.
- Net Profit - Refers to the profit after tax as reported in the company's standalone financial statements.
- Net Worth - Is the sum of share capital, equity equivalents and reserves & surplus. Equity equivalents include share warrants, ESOP etc. Debit balance appearing in the profit and loss account and foreign exchange translation reserve account, revaluation reserves, miscellaneous expenditure, and intangibles such as patents, goodwill, trademarks, copyrights, know-how, brands, licenses, rights, computer software and the likes are deducted from the Net Worth.
- Net depreciation as mentioned in profit & loss account.
- Interest cost net of capitalisation wherever available

## Ratios

Particulars	Formulae
EBITDA	Profit Before Tax + Interest Expense + Depreciation and Amortisation Expense
EBIT	EBITDA – Depreciation and Amortisation Expense
EBITDA Margin (%)	$(\text{EBITDA}/\text{Total Income}) * 100$
Net Profit Margin (NPM) (%)	$(\text{Net Profit}/\text{Total Income}) * 100$
Return on Net Worth (%)	$(\text{Net Profit}/\text{Average Net Worth}) * 100$
Dividend Payout (%)	$\text{Equity Dividend}/(\text{Profit Before Tax as per Annual Report}- \text{Taxation Expense}- \text{Preference Dividend}) * 100$
Capital Employed	Long term debt + Net Worth
Return on Capital Employed (%)	$(\text{EBIT}/\text{Average Capital Employed}) * 100$
Return on Assets	$(\text{PAT}/\text{Average Total Assets}) * 100$
Debt-to-Equity (times)	$(\text{Total Debts}) / \text{Shareholder's Fund}$
Shareholder's Fund	Equity Share Capital + Preference Share Capital+ Reserves and Surplus – Accumulated Losses – Deferred expenses
Total Debt	Short Term Debt + Long Term Debt + Current maturities of Long Term Debt
Total Assets	Non-Current Assets + Current Assets (excluding accumulated losses and deferred expenses)
Average Total Assets	$(\text{Opening Total Assets} + \text{Closing Total Assets})/2$
Average Net worth	$(\text{Opening Net worth} + \text{Closing Net worth})/2$
Average Capital Employed	$(\text{Opening Capital Employed} + \text{Closing Capital Employed}) / 2$
Interest Coverage (times)	EBIT/Interest Expense

The publication also includes terms and indicators specific to the banking sector.

#### Ratios

Particulars	Formulae
Total Business	As reported by the bank in its standalone financial statements OR Total Advances + Total Deposits as provided by the RBI
Total Assets	Cash in hand + Balances with RBI + Balances with banks inside/outside India + Money at call + Investments + Advances + Fixed Assets + Other Assets
Net Interest Margin	As reported by the bank in its standalone financial statements
Net Interest Income	Total Interest earned – Total Interest expended
Net NPA Ratio	As reported by the bank in its standalone financial statements
Return on Assets (ROA)	As provided in Company's Annual Report

The publication also includes terms and indicators specific to the insurance sector

- Net Commission Ratio as given in the Annual Report
- Solvency Ratio as given in the Annual Report
- Retention Ratio as given in the Annual Report
- Net Premium Earned is the sum of total of net premium earned from fire insurance, marine insurance, miscellaneous insurance and life insurance business

#### Symbols used

N.A.	Not Available
C/R	Current Ratio



ओएनजीसी



ongc

# समुद्र की लहरों से, देश के दिल तक... ऊर्जा के संचालक



दिल में देश और सांसों में जोश लिए, हम पिछले साठ वर्षों से भारत की ऊर्जा सुरक्षा के लिए समुद्र की लहरों से जूझ रहे हैं। आज हम भारत के घरेलू तेल एवं प्राकृतिक गैस का 72 प्रतिशत से भी अधिक उत्पादन कर रहे हैं।

**हम हैं ओएनजीसी**

नई दिशाएं, नई खोज, नई ऊँचाई एवं नई सोच के साथ आगे बढ़ते हुए - ओएनजीसी





# PSU OVERVIEW

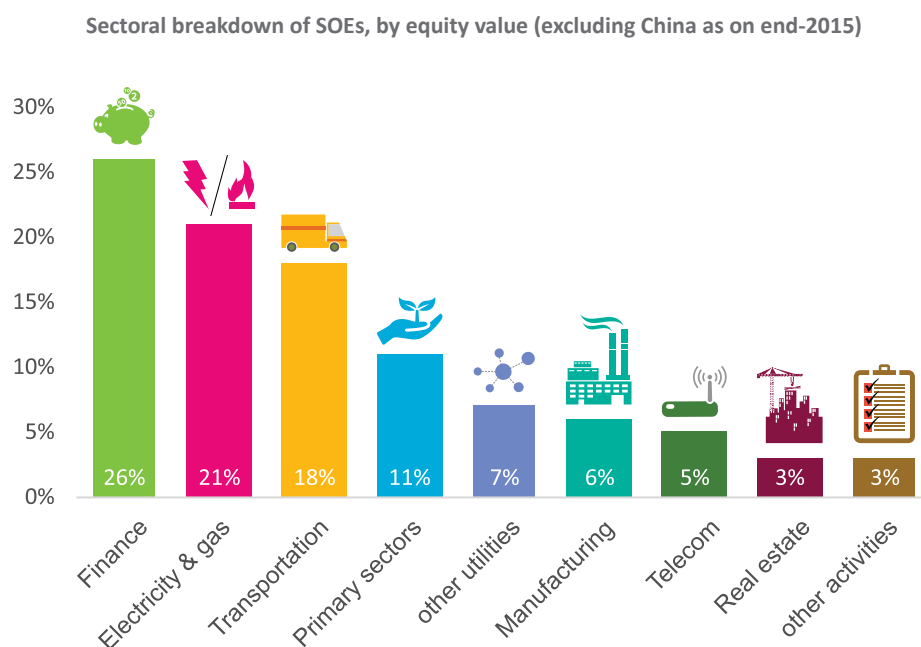
OVERVIEW OF PSU's IN INDIA

# Overview of PSUs in India

## Overview of Public Sector Undertakings in India

The public sector enterprises (PSEs) are an important instrument of most economies in the world for societal and public value creation. The key objective behind the establishment of PSEs globally is to provide efficient, reliable and affordable products and services in critical sectors like power generation, water supply, transport, oil & gas and mining. PSEs can contribute to overall social welfare, infrastructure improvement, poverty reduction and thereby inclusive economic growth. In India, the Central Public Sector Undertakings (CPSUs) have played an important role in creating an egalitarian society.

The OECD statistics that comprises dataset for 40 sample countries<sup>1</sup> reveals that the countries in the sample area (excluding China) had 2,467 number of PSEs (with full/ majority stake of the central government), valued at over US\$ 2.4 trillion and employing over 9.2 mn people (as at end-2015). China had 51,341 number of PSEs valued at US\$ 29.2 trillion and employing over 20.25 mn people (as at end-2015).

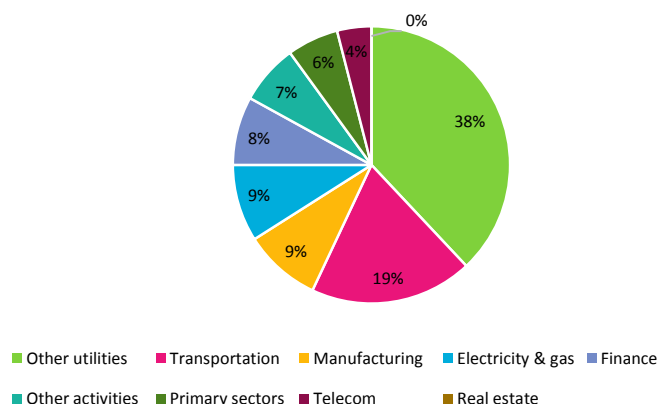


Source: *The size and sectoral distribution of state owned enterprise, OECD 2017*

The sectoral breakdown of PSEs reveals that the financial sector is the largest individual sector accounting for 26% of all PSEs by value and 8% of all PSEs by employment (as at end-2015). This is followed by electricity & gas segment which accounts for 21% of all PSEs by value and 9% of all PSEs by employment.

<sup>1</sup> The dataset comprises data for the following 40 countries: Argentina, Australia, Austria, Brazil, Canada, Chile, China, Colombia, Costa Rica, Czech Republic, Denmark, Estonia, Finland, France, Germany, Greece, Hungary, Iceland, India, Ireland, Israel, Italy, Japan, Korea, Latvia, Lithuania, Mexico, the Netherlands, New Zealand, Norway, Poland, Saudi Arabia, the Slovak Republic, Slovenia, Spain, Sweden, Switzerland, Turkey, the UK and the US.

## Sectoral breakdown of PSEs by employment (excluding China as on end-2015)



Source: *The size and sectoral distribution of state owned enterprise, OECD 2017*

In case of China, almost 58% of Chinese PSEs by value are found in the financial sectors (as on end-2015). This is followed by primary sector (9%) and transportation sector (7%). In terms of employment, the primary sector accounts for the highest share of 29% of all PSEs. This is followed by manufacturing and finance sectors which account for 18% and 11% respectively.

## Public Sector Undertakings in India

The Public Sector Enterprises (PSEs) also commonly referred to as the Central Public Sector Undertakings (PSUs) have played a critical role in the socio-economic development of India in the post-independence period. India at that time was an agrarian economy with weak industrial base and deficient investment and infrastructure facilities. Hence, the 1948 industrial policy resolution proposed development of core sectors through the PSUs. It was envisioned that the involvement of the public sector in various industrial and services sectors would help correct regional imbalances as well as generate employment.

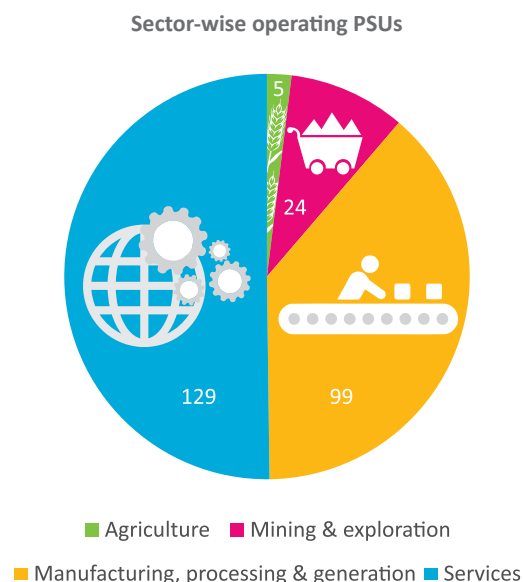
### Key objectives behind the establishment of PSUs

- To achieve higher economic growth;
- To achieve self-sufficiency in the production of goods or services;
- To achieve long term equilibrium in balance of payments;
- To ensure low and stable prices;
- To promote balanced regional growth; and
- To generate employment opportunities



Note: Figures Stand for FY17,  
Source: *Public Enterprises Survey 2016-17,*  
*Department of Public Enterprises*

Since independence, the number of PSUs in India have grown many folds. At the time of First Five Year Plan, only five PSUs were created with a total investment of ₹ 290 mn. As of March 31, 2017, the total number of CPSUs stood at 331 (out of which 257 were operational, while 74 were (under construction)<sup>2</sup> with a total investment of ₹ 12,503.73 bn as on Mar 31, 2017. In 2017, there were seven Indian companies in the Global Fortune 500 list, out of which three were PSUs.



*Source: Public Enterprises Survey 2016-17, Department of Public Enterprises*

## Financial Performance of PSUs in FY17

### Aggregate turnover of PSUs witnessed a turnaround in FY17, albeit at low base of the previous year

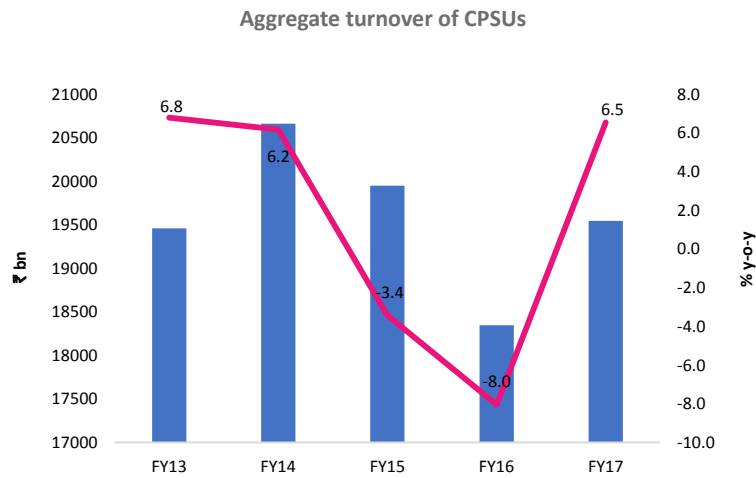
Gross revenue from operations/ aggregate turnover of PSUs that had witnessed significant decline in the last two years, showed a turnaround in FY17, albeit at lower base of the previous year. The aggregate turnover registered a growth of 6.5% in FY17 as compared to a decline of 8% in the previous fiscal. In FY15-FY16, PSUs were adversely impacted by the fall in global commodity prices, weak economic growth and volatile financial markets. In FY17 as well, the weak domestic economy continued to affect the performance of PSUs. Amongst sectors, the largest increase in the gross turnover was recorded by the agriculture sector (34.95%), followed by manufacturing, processing and generation sector (10.29%). The services sector, on the other hand, continued to register a degrowth of 1.86% in FY17 as compared to a decline of 1.9% in FY16.

Petroleum (refinery & marketing) and power generation sector which cumulatively account for 57.8% of total gross turnover reported a growth of 10.3% and 10.7% respectively in gross turnover. Besides, the PSUs from sectors like chemicals & pharmaceuticals, agro-based industries, other minerals & metals, power transmission, industrial & consumer goods and steel witnessed substantial increase in the turnover, thereby contributing to the overall growth in gross turnover. Nonetheless, transportation vehicle & equipment, trading and marketing and fertilisers industries which reported a decline in the turnover, pulled down the growth in aggregate turnover of PSUs.

<sup>2</sup> Yet to commence commercial operations

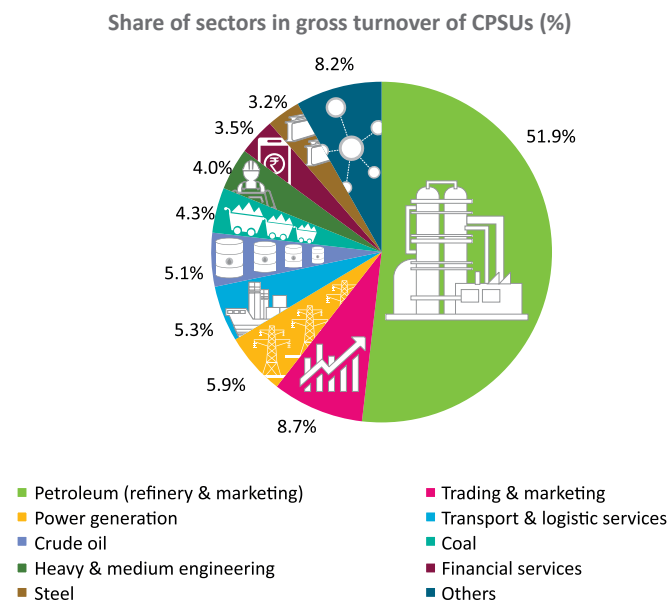
Top five sectors in term of growth in turnover in FY17		
	% y-o-y growth	% share in turnover
Chemicals & pharmaceuticals	36.2	0.38
Agro-based industries	34.95	0.06
Other minerals & metals	27.55	1.12
Power transmission	24.83	1.33
Industrial & consumer goods	16.43	0.45

Source: Public Enterprises Survey 2016-17, Department of Public Enterprises



Source: Public Enterprises Survey 2016-17, Department of Public Enterprises

## Petroleum sector continues to account for more than 50% share in the total turnover of PSUs



Others include agro-based industries, other minerals & metals, fertilisers, chemicals & pharmaceuticals, transportation vehicle & equipment, industrial & consumer goods, textiles, power transmission, contract, construction & tech consultancy services, hotel & tourist services and telecommunication & information technology

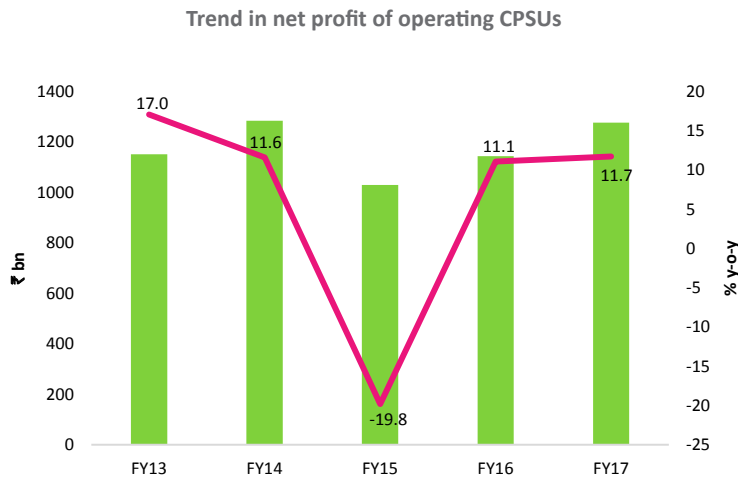
Source: Public Enterprises Survey 2016-17, Department of Public Enterprises

Industry-wise analysis of the turnover of the PSUs indicates that the petroleum (refinery & marketing) segment accounted for almost 51.9% share in the gross turnover in FY17. Other top revenue contributing sectors include trading & marketing (8.7%), power generation (5.9%), transport & logistic services (5.3%) and crude oil (5.1%).

### Growth in total income of PSUs remains muted

In line with the top-line performance of the operational PSUs, the total income registered a growth of 3.3% in FY17, as compared to a decline of 10.3% in FY16. The growth in total income was largely supported by the lower input costs and growth in other income.

### Net profits of the operating PSUs remain robust on the back lower input costs



*Source: Public Enterprises Survey 2016-17, Department of Public Enterprises*

The aggregate net profit of operating PSUs has broadly shown a declining trend in the last five years. Growth in net profit which had peaked to 17% in FY13, reported a decline of almost 20% in FY15 owing to the global slowdown and weakening of international oil prices that led to fall in export earnings. Despite decline in aggregate turnover, growth in the aggregate net profit rebounded to 11.1% in FY16 primarily due to a steep decline in raw material costs. The global commodity prices largely remained subdued in FY16 due to weak global demand. This helped PSUs to keep input costs under control, thereby improving their profit margins. The lower input prices continued to support PSUs in FY17 as well with net profits registering a growth of 11.7%. The net profit has registered a CAGR of mere 3% between FY13-FY17.

The manufacturing, processing and generation sector contributed almost 48.7% to overall net profit of PSUs, followed by mining & exploration and services sectors which contributed 37.1% and 14.2% to aggregate net profits respectively. Within manufacturing, processing and generation sector, textiles, heavy & medium engineering and petroleum (refinery & marketing) industries reported significant improvement in net profits, while steel, chemicals & pharmaceuticals and industrial & consumer goods reported heavy losses. Within services, except trading & marketing and telecommunication & information technology services, all other services segments reported net profits.

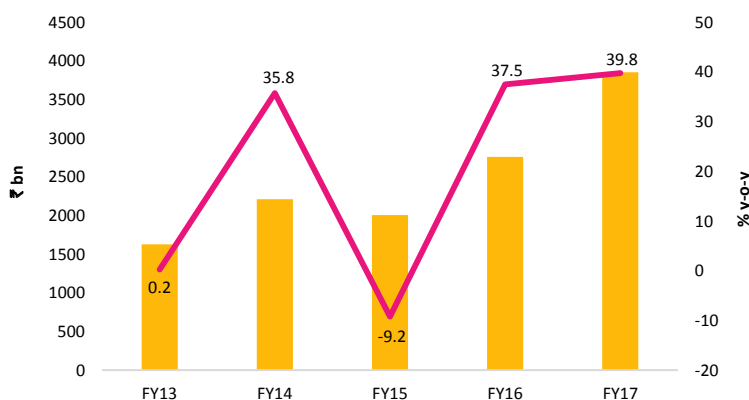
Further, the number of profit making PSUs increased from 164 in FY16 to 174 in FY17. The net profit of profit making PSUs registered a growth of 5.3% y-o-y to ₹ 1,526.5 bn in FY17. The top 10 profit making PSUs accounted for almost 63.6% of share in the net profit of profit making PSUs. Amongst the top 10 profit making PSUs, Indian Oil Corporation Ltd, Oil & Natural Gas Corporation Ltd and Coal India Ltd were the top three contributors, accounting for the share of 19.7%, 18.5% and 14.9% respectively in net profit of profit making PSUs.

On the other hand, 82 PSUs reported net losses in FY17 as compared to 79 PSUs in FY16. The loss of loss making PSUs stood at ₹ 250.5 bn in FY17 as compared to ₹ 307.6 bn in FY16. The top 10 loss making PSUs in FY17 accounted for 83.8% share in net losses of the loss making PSUs. Amongst them top 3 loss making PSUs were Bharat Sanchar Nigam Ltd, Air India Ltd and Mahanagar Telephone Nigam Ltd, which accounted for a share of 22.8%, 18.8% and 14% respectively in net losses of loss making PSUs.

### Robust growth in contribution to central exchequer

The total contribution of PSUs to central exchequer grew substantially by 39.8% to ₹ 3,855.79 bn in FY17 on account of increase in contribution of all the components (except interest) to central exchequer.

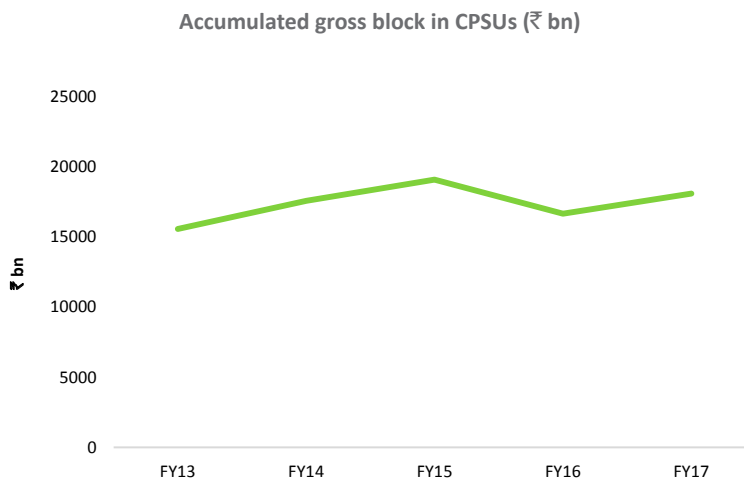
Contribution of CPSUs to central exchequer



*\*Contribution by way of excise duty, customs duty, corporate tax, interest on central government loans, dividend and other duties & taxes  
Source: Public Enterprises Surveys, Department of Public Enterprises*

### Real investment/ gross block in PSUs witnessed a rebound in FY17

The aggregate real investment in PSUs measured in terms of gross blocks registered a growth of 8.6% in FY17 as against a decline of 12.7% in FY16. The accumulated real investment in PSUs stood at ₹ 18,083.7 bn in FY17 as against ₹ 16,651.75 bn in FY16. Amongst sectors, manufacturing, processing & generation sector has a major share of 46% in real investment, followed by services and mining & exploration sectors with shares of 34% and 19% respectively.



*Source: Public Enterprises Survey 2016-17, Department of Public Enterprises*

## Key policy decisions in FY17-FY18

The key policy decisions taken by the government with regards to PSUs are listed below.

### Disinvestment Policy

- Listing of profitable CPSUs on stock exchanges to unlock the value of the company, improve efficiency and promote “people’s ownership” by encouraging public participation in CPSUs. The government has approved listing of 14 PSUs on stock exchanges in sectors like railways, defence, power, steel, renewable energy and insurance. The Government has also unveiled a mechanism/procedure along with indicative timelines for listing of CPSUs.
- The listing of PSUs will be through public offer of shares upto 25% of GoI’s shareholding, which may include offer of fresh shares for raising of resources from market.
- Strategic disinvestment by way of sale of substantial portion of Government shareholding in identified CPSUs upto 50% or more, along with transfer of management control. In the Union Budget for 2018-19, the government proposed strategic disinvestment in 24 PSUs.
- In August 2017, the government approved setting up of an Alternative Mechanism (AM) to decide on the matters relating to terms and conditions of the sale from the stage of inviting of Express of Interests (EoIs) till inviting of financial bid.
- Total disinvestment proceeds during FY18 were ₹ 1,000.57 bn as against the revised target of ₹ 1,000.00 bn.

### Other policy initiatives

- The government and market regulators have taken measures for development of monetisation vehicles Infrastructure Investment Fund (InvIT) and Real Investment Trust (REITs) in India. In the Union Budget for 2018-19, the government proposed to initiate monetising select PSU assets using InvITs from next year.
- The government also approved revised guidelines for time bound closure of sick/ loss making PSUs and disposal of moveable property assets. This is expected to help reduce delays in implementation of closure plans of sick/ loss making PSUs.



- The proposals for diversification of portfolios to maintain business performance were taken up by the Boards of PSUs. In addition, the Boards of Maharatna and Navratna PSUs have been delegated powers, inter-alia, to (i) incur capital expenditure without government approval on purchase of new items or for replacement, to take up new projects, modernization, etc., (ii) make equity investment to establish financial joint ventures and wholly owned subsidiaries, and (iii) undertake mergers & acquisitions subject to laid down conditions. The Boards of Maharatna and Navratna PSUs have also been delegated powers to raise debt from domestic and international markets.
- In August 2017, the government gave approval for public sector banks to amalgamate through an Alternative Mechanism (AM). On April 1, 2017, the State Bank of Bikaner & Jaipur, State Bank of Mysore, State Bank of Travancore, State Bank of Patiala, State Bank of Hyderabad and Bharatiya Mahila Bank got merged with the State Bank of India.

### **Some of the key financial performance highlights of the 177 profiled PSUs during FY17 are:-**

- The aggregate total income of the 177 profiled PSUs stood at around ₹ 32.8 trillion in FY17; showing a growth of nearly 9% as compared to FY16
- The aggregate net profit of the 177 profiled CPSEs stood at nearly ₹ 1,489 billion in FY17, showing a growth of nearly 15% as compared to FY16
- Petroleum – refining & marketing sector emerged as the largest contributor in terms of both viz income and profit. Its share in aggregate income and profit in FY17 stood at 31% and 27% respectively
- The eight Maharatnas and 16 Navratnas, i.e. 24 companies collectively accounted for nearly 43% of the aggregate total income of the profiled PSUs
- In terms of income growth, Maharatnas and Navratnas showed equal growth of 8% in FY17 compared to the previous year

# TRUST that's fuelling India's growth



ENERGISING THE FLAME OF LIFE



FUELLING THE HEARTBEAT OF AGRICULTURE



TURNING THE GEARS OF GROWTH



STEERING THE WHEELS OF CHANGE



POWERING THE WINGS  
OF CONNECTIVITY



2018  
YEAR OF TRUST

Follow us on: [f /IndianOilCorpLimited](#) [t /IndianOilcl](#) [yt /indianoilcorporationlimited](#) [ig /indianoilcorp](#)

[www.iocl.com](http://www.iocl.com)



# EXPERTS' VIEW



“The vision of creating integrated oil & gas companies offers better synergy and growth prospects, provided the ecosystem of the E&P business remains conducive to growth.”

**Narendra K Verma**  
Managing Director



## ONGC Videsh Limited

Siberia, which is producing more than 5 MMTOE. We have also acquired a 4 per cent stake in a large offshore oilfield in Abu Dhabi. In recent times, we have acquired a few exploration projects in Bangladesh, Myanmar, New Zealand, Namibia and Israel.

ONGC Videsh adopts a balanced portfolio approach and currently has 15 producing assets, four discovered assets under development, 18 exploratory blocks and four pipeline projects. In FY18, ONGC Videsh's production equaled 26.2% of India's domestic production of oil, and 20.7% of oil & natural gas, respectively. In terms of reserves and production, ONGC Videsh has become the second largest petroleum company in India, next only to its parent ONGC.

**How important has Russia been for the company's operations? Kindly share some insights on the same.**

ONGC Videsh has a stake in three projects in Russia, - a 20% PI in Sakhalin-1 acquired in 2001, Imperial Energy acquired in 2009 and 26% equity in Vankorneft acquired in 2016. Alongside projects in Sudan and Vietnam, Sakhalin was one of the anchor projects which contributed to significant growth of ONGC Videsh in the 2000s. Russian projects continue to hold key position in the company's portfolio, with 63% of company's production coming from Russia. G2G relations between India and Russia are good, which helps our business activities. There we might not have windfall gains, but losses are also optimized. Optimized taxation regime,

low cost of production, high reserves and friendly relationship make Russia attractive for us.

**In recent times, the world has witnessed volatility in crude oil prices. How has this volatility impacted the company's operations? How is the company mitigating the risks arising due to volatile crude prices?**

Oil price volatility is a major challenge to companies in the E&P business. Price volatility directly impacts us, so we try to mitigate by cross-hedging and portfolio diversification. We also try to engage ourselves in exploration projects, which gives us a value multiplier with low investment. Of course, risk of investment is there as exploration is not always successful. Then again, carbon footprint concerns and renewables are posing new threats to E&P industry as a whole. Globally, the energy-related business environment is undergoing fundamental shifts and we are watchful to remain in sync with the evolving challenges.

**How has the recent crisis in Venezuela impacted the company's operations in the country? What measures is the company taking to address the issue?**

The Venezuela projects that we are involved in are of sound potential but suffer from above-the-ground risks. We have a 40 per cent stake in one heavy oil onshore project, where we are producing 20,000 barrels of oil per day. We have been positively engaging with the Venezuelan side for payment of pending dividends. Last year, we

**Kindly share the details of ONGC Videsh's business operations and project portfolio across various countries.**

ONGC Videsh completed its journey of 50 years in 2015, but the company's initial growth happened from 2000 onwards. Before that, ONGC Videsh was a single asset company – with a sole exploration block in Vietnam where we discovered gas, but were struggling to develop it. After 2000, ONGC Videsh aggressively ventured into overseas E&P and has evolved as a substantial entity with initial acquisitions in Sudan and Sakhalin. The successful closing of these big ticket acquisitions has accelerated the growth of the company. After that, we expanded operations in Syria, Libya, Brazil, Colombia, Venezuela, Azerbaijan, Russia and UAE. Currently, we are in 20 countries with 41 projects. In the last two years, we have acquired two major assets. One is Vankorneft in

agreed to receive the payment in instalments. We have received three instalments, after which the dividends stopped due to the local situation. We are seized of this issue, and assurances have been given by the Venezuela side at the Ministerial level to resume the payment in April 2019.

**What kind of impact do you foresee from the Government's vision of creating integrated oil & gas companies?**

Integration across the hydrocarbon value chain of upstream, midstream and downstream is perceived to be better as it provides a natural hedge against price volatility. In times of higher crude oil prices, upstream companies create additional value realization whereas the downstream refinery companies lose out due to lowering margins on account of higher feed cost. In a reverse scenario of lower crude oil prices, refinery companies gain more compared to upstream E&P companies. Therefore, the vision of creating integrated oil & gas companies offers better synergy and growth prospects, provided the ecosystem of E&P business remains

conducive to growth, with resource availability, financial maneuvering, operational and marketing freedom, regulatory traits, etc.

**What are the key areas in which you plan to diversify? What is your strategy for non-conventional energy?**

M&A is one of the critical elements to our growth strategy in the short term to achieve annual production of 20 MMTOE. Value creation through exploration and organic growth becomes significant on a long-term basis. With respect to diversification, the global energy industry is undergoing fundamental changes with greater emphasis on low carbon non-fossil fuels, green energy initiatives, disruptive technologies in energy, and the development of cutting-edge new technologies to make non-conventional resources more affordable. We cannot remain aloof to this reality. Actively participating in renewables is a call that we will take in due course. However, our parent company ONGC is already engaged in renewable energy, particularly in wind energy.

**How would you outline your capex outlook for the next 2-3 years?**

We are presently engaged in the development of Mozambique offshore gas discovery in Area-1 project, which is a major investment project that will result in a net outgo to the company to the tune of US\$ 4 billion. There is another large project in Venezuela which is also in the development stage. We have already invested in this project, that will soon go into its commercial phase. There are some developments in the Sakhalin area as we recently renewed the contract for 25 years. The Azerbaijan contract has also been renewed. Expansion in Sakhalin due to new field development, deeper exploration and development in Myanmar and renewed development phase in Brazil and Azerbaijan are new investment areas. Recently, we have entered in Vankorneft in Russia and offshore Lower Zakum in UAE that shall have additional sustained capex spending. Apart from the ongoing schemes, a major chunk of our capex outlook in the short term is through business development for new ventures overseas.







“The copper consumption in India is expected to grow by 7% to 8%. Focus on improving power transmission efficiency and investment on infrastructure will drive the growth of copper consumption in India in coming years.”

**Santosh Sharma**  
Chairman and Managing Director



## Hindustan Copper Limited

competitive compared to global benchmark, most of the downstream copper industry is not abreast with latest developments. More focus needs to be given to energy efficiency and product quality. Most of the critical downstream products like thin gauge copper foils, oxygen free copper and profiles are imported in large numbers in the country.

### **Tell us journey of Hindustan Copper for last few years and what are the future expansion plans.**

At the outset I like to highlight the performance of the Company on the concluded financial year 2017-18 and is as under:

- i. Turnover of ₹ 1719 crore has increased by 35% compared with last year.
- ii. Profit before tax of ₹ 122.69 increased by 29% compared with last year.
- iii. Total Copper sales volume was best in last seven years.
- iv. Copper cathode production was 39% higher than the last year.
- v. Metal-in-Concentrate production was 4% higher than the last year.
- vi. Reopened Kendadh mines at Jharkhand in Dec 2017.
- vii. Commissioned Banwas mine (a new mines) at Khetri Copper Complex, Rajasthan in June 2017.
- viii. Capex has increased by 47% during 2017-18 to 589 crore and target for current year is ₹ 700.0 crore.

Hindustan Copper Limited (HCL),

was incorporated on November 9, 1967 and has completed 50 years of its Journey last year. It started with copper mines of Khetri (Rajasthan) and gradually entered other states. Hindustan Copper is India's only vertically integrated copper producing company and has facilities that encompass mining, beneficiation, smelting, refining and casting of refined copper into downstream products, is looking at a major expansion by 2020.

Last few years have been challenging, on one side we need to be sustainable in event of falling copper prices and on the other hand funds need to be available for the ongoing mine expansion projects. In the last two years we have been able to create new business verticals with thrust and technology focus to monetize the waste generated from mining.

We are looking at waste-to-wealth projects as the next focus areas. We produce mining waste in the form of tailings that occur after we take out the copper concentrate. Only 1% copper is present in the copper ore, which is called metal-in-concentrate, which is then converted to powder which contains 25% copper. The remaining 99% of the ore is a waste material or tailings. This contains copper as well as precious metals like gold, silver too. We are now working on a project called Copper Ore Tailing, at Malanjkhanda to treat 3.3 mt per annum. The plant is expected to be commissioned by July 2018 of this fiscal is expected to fetch us revenues

### **In terms of technological advancement are the Indian copper manufacturer keeping abreast with the latest developments or in your opinion more needs to be done?**

Technological developments and its assimilation is an on-going process in an industry. With regards to Indian copper industry from the prospective of sustainability, technology intervention and its upgradation to manufacture value added and new innovative products for the society is need of the hour.

Recent fluctuations in copper prices and free trade agreements with copper producing countries have posed a challenge to the Indian copper industry. The industry needs to be innovative on products and cost management to meet the forthcoming challenges. In India, while the primary copper industry is fairly in tune with the latest technology and are cost

of more than ₹ 200 crore per annum.

**What are the Thrust areas, HCL will rigorously take up in coming years.**

The Company is at the threshold of unleashing its value creation potential, through the following activities which remain the key thrust areas of HCL. These activities are under various stages of implementation as detailed under:

- i. Enhancing mine production from 3.6 million tonne to 12.4 million tonne at Malanjkhand underground project which is the flagship expansion project of the Company. The ore production from the Malanjkhand underground mine is planned to commence from the last quarter the current fiscal year FY19.

In fact, we have undertaken eight mining projects. Two projects namely Banwas mine at Rajasthan and Kendadih at Jharkhand have been completed. The combined production capacity from these two mines is 0.8 million tonne per annum. The production ramp has started and 100% capacity will be achieved by next year. Work at underground mine project at Malanjkhand, for 5 million tonne, is as per schedule and we hope to start the production from last quarter of the current financial year.

- ii. Exploration: In the existing mines of HCL, the exploration for copper mineral has been carried to a depth of around 500 meters. To capture the full value, around 2.40 lakh meter of drilling is required across the existing lease area of HCL located at MP, Rajasthan and Jharkhand at an estimated cost of ₹ 400.0 crore.
- iii. Monetization of copper ore tailings (CoT): The company is monetizing the copper ore tailing which were accumulated in tailing

ponds to a tune of 110 million tones and were not assigned any. Based on the outcome of the pilot plant commissioned at Khetri, the techno economic feasibility to scale the pilot plant design to commercial plant level has been established. The commercial value of the already existing tailing stock at the lowest of indicated realization is approx. ₹ 2,000 crore and after processing is likely to fetch approximately ₹ 6000 crore at current market prices.

- iv. Monetization of Waste Rock: During the extraction of copper ore, the ore burden is to be removed. These ore burden is essentially are the waste rocks which are granite or quartzite in nature. At present around more than 150 million tonnes of such waste rock is available at Malanjkhand. Based on the internal assessment the present stock is having value more than ₹ 5000.0 crore

**Are you looking at any metals/minerals other than copper?**

Hindustan Copper has taken an plan for making its operations compliance to Zero Waste by adopting basic principle of Six R's that stand for Reduce, Reuse, Recycle, Recover, Redesign and Re-manufacture advocated by our Hon'ble Prime Minister Shri Narendra Modi.

Yes, in fact, we are looking long haul at the new business – even looking to recover these metals from the refineries as well. We have started recovering nickel. There are several new business areas have been identified to insulate the Company from the vagaries of LME price and create new business verticals.

One, we are looking at creating value out of the copper ore tail, waste generated during the copper

ore beneficiation process. We have successfully developed technology to extract minerals and metal like glass grade silica sand, gold, silver, magnetite, copper etc. by further processing the tails in very cost effective and environment friendly way. After obtaining encouraging results from the pilot plant installed in April 2016, the Company will commission a plant of annual capacity of 3.3 million tonne at Malanjkhand, M.P by first week of August 2018. We have combined inventory of more than 100 million tonne of copper tails at Malanjkhand and Khetri

Hence the stress on beneficiation and refining to extract as much value from the waste as possible, as I have already discussed above.

Mining waste rock generated at Malanjkhand open cast mine, has the potential to be used at Railways Ballast aggregate and in the construction industry. The lab tests have been successful in this regard.

In fact, we have an inventory of more than 150 million tonne of such rocks & monetization of this material will have the potential to generate more 5000 Crs.

Second is nickel. Our refinery refines to give us copper to 99.9% purity. In the process, we produce some wastes like "bleed" from refinery plant. The solution inside the refinery receives impurities but after some time the level of impurities goes beyond the treatment limit and we have to bleed it to bring in fresh solution. This refinery bleed is sulphuric acid, but before taking it out, we neutralise it with caustic soda by installing a nickel plant at Ghatsila. The nickel and copper present in the waste solution is then extracted and sulphuric acid is also recovered for re-circulation.



**Utpal Bora**  
Chairman & Managing Director

### Kindly comments on the global oil scenario and the strategies adopted by Oil India to combat it.

India being a crude oil and gas importing nation, the country has to sustain its efforts in its oil and gas E&P activities even in the volatile market scenario. Oil India as a National Oil Company has an important role of carrying out exploration and development of oil and gas, primarily in the domestic acreages. Optimization and efficiency improvement in its operations is being adopted to cut down NPT as well as reduce risk in the E&P workflow. Exploration of near-field opportunities is being carried out along with frontier exploration.

The company seeks to achieve its projected oil and gas production targets mainly by development drilling in newly discovered areas and redevelopment of mature fields through infill drilling, arresting decline of existing fields through various IOR-EOR activities and well interventions, exploratory drilling in nominated areas as well as removing surface bottlenecks/facilities infrastructure creation.

**As a Navratna company, kindly elaborate on some of the new technologies that Oil India is using for its exploration and production**



## Oil India Limited

### activities

To mention some of the new technologies which have been introduced by OIL recently are,

- Cable-less seismic data acquisition system
- Technology of Thermal Geo-tomography (TTG) - A new technology for direct hydrocarbon indication (DHI).
- Implementation of Radial Drilling
- Chemical water shut off technology is being introduced In order to arrest the increasing water cut in Naharkatiya field and to obtain sustainable production from some of the depleting wells.
- New logging technology like Array Compensated Resistivity Tool (ACRT) and Circumferential Acoustic Scanning Tool (CAST-I) were introduced.

In addition, pilot EOR schemes are planned for enhancing recovery from some of its mature producing oilfields in Northeastern India and CSS for Heavy Oil extraction in its fields in Rajasthan.

### What kind of impact do you foresee from the Government's vision of creating integrated oil & gas companies?

Being a national oil company the role of Oil India Limited includes effectively implementing Government policies and guidelines.

### Please describe the company's CSR activities

As a Responsible Corporate Citizen and in line with the Companies Act, 2013, OIL undertakes CSR programs and projects under key thrust areas such as Healthcare, Sanitation & Drinking Water, Education, Sustainable Livelihood Generation, Skill Development, Empowerment of Women, Environment, Rural Sports, and Augmentation of Rural Infrastructure, for improving the quality of life of the people and communities residing in its operational areas. Highlights of some of the CSR projects undertaken are:

- Swachh Bharat Abhiyan
- Project 'Sparsha' for Mobile Health Care services in OIL operational areas
- Project 'Arogya' on reduction of Infant Mortality Rate (IMR) and Maternal Mortality Rate (MMR)
- Project 'Rupantar' started in 2003, is the Company's flagship CSR project on Sustainable Livelihood Generation
- OIL Awards and OIL Merit Scholarship for students
- 'OIL Shikshya Ratna Puraskar' for teaching fraternity
- Project 'Dikhya' - Mobile Computer Labs (Buses) for rural schools
- Project 'Swavalamban' for providing skill training to unemployed youth



- Project 'Urja' for installation of fuel efficient stoves in rural households
- Project OIL 'Jeevika' for cluster based sustainable rural livelihood promotion
- Skill Development


A special mention may be made of the OIL Super 30 project, an on-going educational initiative under CSR of Oil India Ltd, which was started by the Company in 2010 and is being implemented by CSRL. It imparts 11-months Free IIT/Engineering residential coaching/mentoring in six centres at Guwahati, Jorhat, Dibrugarh, Nagaon, Itanagar and Jodhpur for students of BPL (Below Poverty Line) or economically disadvantaged families from Assam, Arunachal Pradesh & Rajasthan. A total of 828 students have been trained till AY 2017-18 for placement in IITs, NIITs, ISRO, BITS out of which 153 students have been admitted in various IITs and 442 students have been admitted in various engineering colleges till AY 17-18.

**How would you outline your capex outlook for the next 2-3 years?**

Oil India Limited's planned Capex for the ensuing two to three years is of the tune of ₹ 4,000 to ₹ 4,500 crore per year.



## National Fertilizers Limited



**Manoj Mishra**  
Chairman & Managing Director

### Kindly share your views on the fertilizer scenario in India including the latest developments and the government initiatives.

India is 3rd largest producer, 2nd largest consumer and the largest importer of fertilizers in the world. Currently, India is importing around 6 million tons i.e. 20% of its total consumption of Urea whereas requirement of DAP and MoP is being met predominantly through imports either by importing finished products or its raw material.

The Government has taken many big initiatives in Urea sector to maximize domestic production such as implementation of New Urea Policy 2015 and uniform pooling of gas that has resulted in increase in domestic production of urea by two million tons in 2015-16 without any capacity addition. Since then, domestic urea production has remained around increased level, thereby, reducing imports. Apart from this, Govt has taken various prudent measures like 100% production and sale of Neem Coated Urea, Direct Benefit Transfer (DBT) of Subsidy and replacing 50 kg bag of Urea with 45 kg bag to cut down urea consumption taking advantage

of higher productivity of Neem coated urea.

### What were the company's key achievements in FY17 and FY18?

The performance of the company in FY 17 & FY 18 remained best-ever in both the years as NFL has set new records of production and sale of Urea. The

company recorded the best-ever Urea production of 38.10 LMT (118% CU), highest ever sale of 43.09 lakh LMT of Fertilizers and highest ever turnover of ₹ 8928 crore during 2017-18. The company registered a profit of ₹ 335 crore in FY 18 which is the best in last 15 years. The company has steadily transformed from a single product to a multiproduct company. The income from non-Urea segment of the company has significantly increased to 15 per cent in 2017-18 from a mere one percent in 2014-15. During 2017-18, NFL also commissioned its Bentonite Sulphur plant of 25000 MTPA to offer this product to address the Sulphur deficiency in soil across many parts of the country.

### Kindly provide the company's sustainable development initiatives including energy efficiency initiatives.

The company has planted thousands of trees in and around its plants and has undertaken various sustainable development programs such as water conservation through rainwater harvesting. Company has installed LED lights in the plants / townships to reduce the carbon foot prints. The company has installed roof top solar

plants of 100 KW at its corporate office in Noida and at Bathinda Unit. The company is in the process of implementing energy saving schemes at all its plants with a total investment of ₹ 1000 crore to bring down energy consumption in plants.

### What are the company's growth / expansion plans?

The company is on growth trajectory after its transformation from a single product to multi-product company. In order to enhance its top and bottom line, the company has envisaged various strategic initiatives such as maximization of Urea production in energy efficient manner, import and distribution of new fertilizers, trading of Agro Chemicals and Seeds. The non-urea business of company has almost doubled in 2017-18 with import of 4.59 Lakh MT of fertilizers like DAP, MoP, NPK and complexes. Seeing the success of this segment, NFL is planning to increase import volume of these fertilizers in this year. In addition to this, Seeds and Agro-chemicals will be another area where the company shall be putting in more efforts

The company is also waiting for 12.72 Lakh MT per annum of urea to be produced at its JV project (with EIL & FCIL) at Ramagundam (Telangana) in coming days. Since NFL shall be marketing Ramagundam urea under its brand name, the company has strengthened its marketing network in southern states. NFL is also providing its HR expertise to the JV by supplying experienced technical manpower from NFL in addition to recruitment and training of fresh manpower of RFCL.



# NFL

## Farmers' Friend... Nation's Pride



At National Fertilizers Limited, we seek the rewards of our leadership in the smiles of our prospering farmers. Something we accomplish by constantly serving them with quality fertilizers. Our rising turnover and expanding product line is inspired by our vision to see that every farmer is prospering. After all, progress of farmers is the key to Nation's prosperity.

The largest Urea manufacturer amongst Public Sector enterprises.

Brand 'Kisan' a household name in farming community.

5 Gas based fertilizer plants at Nangal, Panipat, Bathinda and Vijapur.

Agri-based business including trading of seeds, pesticides, Bentonite Sulphur etc.

Committed to serve the society through its dedicated CSR efforts for rural and underprivileged sections.



### NATIONAL FERTILIZERS LIMITED

(A Govt. of India Undertaking)

Corporate Office: A- 11, Sector -24, Noida -201301 (UP)

Website: [www.nationalfertilizers.com](http://www.nationalfertilizers.com)





NMDC: 60 years of excellence

# NMDC

Going for

# DIAMOND

NMDC has triumphantly entered the Diamond Jubilee year with a string of laudable achievements. The company's remarkable growth in these six decades is a testament to its strong fundamentals.

Your faith and support has enabled us to scale new peaks.


- Making NMDC one of the best performing Navratna PSEs of the country.
- Making NMDC the single largest and low cost producer of iron ore in India.
- Making us proud for being part of social and economic development in association with both State and Central Governments.
- NMDC sincerely thanks all its investors for showing confidence during its OFS which is subscribed by almost six hundred percent.

Celebrating its Diamond Jubilee year with immense pride, NMDC re-dedicates itself with a fresh zeal and renewed enthusiasm, energy and strategy to achieve greater heights in delivering value for all its Stakeholders.



**NMDC Limited**

(A Government of India Enterprise)  
'Khanij Bhavan', 10-3-311/A, Castle Hills,  
Masab Tank, Hyderabad-500 028  
website: [www.nmdc.co.in](http://www.nmdc.co.in)

 @nmdclimited |  @nmdclimited

Eco-friendly Miner



# LISTINGS



# Corporate Publications

Dun & Bradstreet's  
**Business  
Insight  
Series**

Dun & Bradstreet's Learning & Economic Insights Group conducts high-end business research and analysis. Tracking the economic scenario and business landscape closely, it produces value-added publications such as India's Top 500 Companies, India's Top PSU's, Leading SMEs of India, India's Top Banks, India's Leading BFSI Companies and HR Best Practices.

For more details please contact

Regd. Office - ICC Chambers, Saki Vihar Road, Powai, Mumbai – 400 072.

CIN: U74141997PTC813 | Tel: +91 22 6680 1300 | Fax: +91 22 2847 6281/ 82

North & East: **Rajesh Kandari** | Mobile: +91 9811140424 | Email: KandariR@DNB.com

West: **Suhail Aboli** | Mobile: +91 9920555476 | Email: AboliS@DNB.com

South: **Mangesh Shinde** | Mobile: +9198190 43099 | Email: ShindeM@DNB.com

# India's Top PSUs 2018

## Central PSUs

Sr No	Company Name
1	Agriculture Insurance Company of India Limited
2	Agrinnovate India Limited
3	Air India Air Transport Services Limited
4	Air India Engineering Services Limited
5	Air India Express Limited
6	Air India Limited
7	Airline Allied Services Limited
8	Airports Authority of India
9	Allahabad Bank
10	Andaman & Nicobar Islands Forest & Plantation Development Corporation Limited
11	Andhra Bank
12	Andrew Yule & Company Limited
13	Antrix Corporation Limited
14	Anushakti Vidhyut Nigam Limited**
15	Artificial Limbs Manufacturing Corporation of India
16	Assam Ashok Hotel Corporation Limited
17	Ballabgarh-GN Transmission Company Limited**
18	Balmer Lawrie & Co Limited
19	Balmer Lawrie Investments Limited
20	Bank of Baroda
21	Bank of India
22	Bank of Maharashtra
23	BEL Optronics Devices Limited
24	BEL-Thales Systems Limited
25	BEML Limited
26	Bengal Chemicals & Pharmaceuticals Limited
27	Bharat Broadband Network Limited
28	Bharat Coking Coal Limited
29	Bharat Dynamics Limited
30	Bharat Electronics Limited
31	Bharat Heavy Electricals Limited
32	Bharat Immunologicals and Biologicals Corporation Limited
33	Bharat Petroleum Corporation Limited
34	Bharat PetroResources JPDA**
35	Bharat PetroResources Limited



Sr No	Company Name
36	Bharat Pumps & Compressors Limited
37	Bharat Sanchar Nigam Limited
38	Bharat Wagon & Engineering Company Limited
39	Bharatiya Nabhikiya Vidyut Nigam Limited**
40	Bhartiya Rail Bijlee Company Limited
41	BHEL Electrical Machines Limited
42	Bihar Infrapower Limited**
43	Bihar Mega Power Limited**
44	Bijawar-Vidarbha Transmission Limited**
45	Biotechnology Industry Research Assistance Council
46	Birds Jute & Exports Limited
47	BPCL-KIAL Fuel Private Limited**
48	Brahmaputra Crackers & Polymer Limited
49	Brahmaputra Valley Fertilizer Corporation Limited
50	Braithwaite & Company Limited
51	Bridge & Roof Co. (India) Limited*
52	British India Corporation Limited
53	Broadcast Engineering Consultants India Limited
54	Bundelkhand Saur Urja Limited**
55	Burn Standard Company Limited
56	Canara Bank
57	Cement Corporation of India Limited
58	Central Bank of India
59	Central Coalfields Limited
60	Central Cottage Industries Corporation of India Limited
61	Central Electronics Limited
62	Central Inland Water Transport Corporation Limited
63	Central Mine Planning & Design Institute Limited
64	Central Railside Warehouse Company Limited
65	Central Warehousing Corporation
66	Certification Engineers International Limited
67	Chennai Petroleum Corporation Limited
68	Cheyur Infra Limited**
69	Chhattisgarh East Railway Limited**
70	Chhattisgarh East-West Railway Limited**
71	Chhattisgarh Mega Steel Company Limited**
72	Chhattisgarh Surguja Power Limited**
73	Coal India Limited
74	Coastal Karnataka Power Limited**
75	Coastal Maharashtra Mega Power Limited**
76	Coastal Tamil Nadu Power Limited**
77	Cochin Shipyard Limited

Sr No	Company Name
78	CONCOR Air Limited
79	Container Corporation of India Limited
80	Corporation Bank
81	Creda HPCL Biofuel Limited
82	Dedicated Freight Corridor Corporation of India Limited
83	Delhi Police Housing Corporation Limited
84	Dena Bank
85	Deochar Infra Limited**
86	Deochar Mega Power Limited**
87	Dingchang Transmission Limited**
88	Donyi Polo Ashok Hotel Limited
89	Dredging Corporation of India Limited
90	Eastern Coalfields Limited
91	Eastern Investment Limited
92	ECGC Limited
93	EdCIL (India) Limited
94	Electronics Corporation of India Limited
95	Engineering Projects (India) Limited
96	Engineers India Limited
97	ERSS XXI Transmission Limited**
98	Export-Import Bank of India
99	Fatehgarh-Bhadla Transmission Limited**
100	FCI Aravali Gypsum & Minerals (India) Limited
101	Ferro Scrap Nigam Limited
102	Fertilizer Corporation of India Limited
103	Food Corporation of India
104	Fresh & Healthy Enterprises Limited
105	GAIL (India) Limited
106	GAIL Gas Limited
107	Garden Reach Shipbuilders & Engineers Limited
108	General Insurance Corporation of India
109	Ghatampur Transmission Limited**
110	Ghogarpalli Integrated Power Company Limited**
111	Goa Antibiotics & Pharmaceuticals Limited
112	Goa Shipyard Limited
113	Goa-Tamnar Transmission Project Limited**
114	Grid Conductors Limited**
115	Handicrafts & Handloom Exports Corporation of India Limited
116	Heavy Engineering Corporation Limited
117	High Speed Rail Corporation of India Limited**
118	Hindustan Aeronautics Limited
119	Hindustan Antibiotics Limited

Sr No	Company Name
120	Hindustan Cables Limited
121	Hindustan Copper Limited
122	Hindustan Fertilizer Corporation Limited
123	Hindustan Fluorocarbons Limited
124	Hindustan Insecticides Limited
125	Hindustan Newsprint Limited
126	Hindustan Organic Chemicals Limited
127	Hindustan Paper Corporation Limited
128	Hindustan Petroleum Corporation Limited
129	Hindustan Photo Films Manufacturing Company Limited
130	Hindustan Prefab Limited
131	Hindustan Salts Limited
132	Hindustan Shipyard Limited
133	Hindustan Steelworks Construction Limited
134	HLL Biotech Limited
135	HLL Infra Tech Services Limited
136	HLL Lifecare Limited
137	HLL Medipark Limited**
138	HMT (International) Limited
139	HMT Bearings Limited
140	HMT Chinar Watches Limited
141	HMT Limited
142	HMT Machine Tools Limited
143	HMT Watches Limited
144	Hooghly Dock and Port Engineers Limited
145	Hooghly Printing Company Limited
146	Hotel Corporation Of India Limited
147	Housing and Urban Development Corporation Limited
148	HPCL Biofuels Limited
149	HPCL Rajasthan Refinery Limited**
150	HSCC (India) Limited
151	IDBI Bank Limited
152	IDPL (Tamilnadu) Limited
153	IFCI Limited
154	IIFCL Asset Management Company Limited
155	IIFCL Projects Limited
156	India Infrastructure Finance Company Limited
157	India Post Payment Bank Limited
158	India Tourism Development Corporation Limited
159	India Trade Promotion Organisation
160	Indian Bank
161	Indian Catalyst Private Limited**

Sr No	Company Name
162	Indian Drugs & Pharmaceuticals Limited
163	Indian Medicines & Pharmaceutical Corporation Limited
164	Indian Oil Corporation Limited
165	Indian Oil-Creda Biofuels Limited
166	Indian Overseas Bank
167	Indian Railway Catering and Tourism Corporation Limited
168	Indian Railway Finance Corporation Limited
169	Indian Railway Stations Development Corporation Limited
170	Indian Rare Earths Limited
171	Indian Renewable Energy Development Agency Limited
172	Indian Vaccine Corporation Limited
173	Inland & Coastal Shipping Limited**
174	Instrumentation Limited
175	Ircon Infrastructure & Services Limited
176	Ircon International Limited
177	Ircon PB Tollway Limited
178	Ircon Shivpuri Guna Tollway Limited
179	ITI Limited
180	J&K Mineral Development Corporation Limited
181	Jagdishpur Paper Mills Limited**
182	Jammu & Kashmir Development Finance Corporation Limited
183	Jharkhand Infrapower Limited**
184	Jharkhand Kolhan Steel Limited**
185	Jharkhand National Mineral Development Corporation Limited**
186	Kamarajar Port Limited
187	Kanti Bijlee Utpadan Nigam Limited
188	Karnataka Antibiotics & Pharmaceuticals Limited
189	Karnataka Trade Promotion Organisation
190	Karnataka Vijay Nagar Steel Limited**
191	KIOCL Limited
192	Kohima-Mariani Transmission Limited**
193	Kolkata Metro Rail Corporation Limited**
194	Konkan Railway Corporation Limited
195	Kumarakruppa Frontier Hotels Limited
196	Life Insurance Corporation of India
197	Loktak Downstream Hydroelectric Corporation Limited**
198	Madhya Pradesh Ashok Hotel Corporation Limited
199	Madras Fertilizers Limited
200	Mahanadi Basin Power Limited**
201	Mahanadi Coalfields Limited
202	Mahanagar Telephone Nigam Limited
203	Mamc Industries Limited**

Sr No	Company Name
204	Mangalore Refinery and Petrochemicals Limited
205	Mazagon Dock Shipbuilders Limited
206	MECON Limited
207	Millennium Telecom Limited
208	Mineral Exploration Corporation Limited
209	Mishra Dhatu Nigam Limited
210	MJSJ Coal Limited**
211	MMTC Limited
212	MNH Shakti Limited**
213	Mohindergarh-Bhiwani Transmission Limited**
214	MOIL Limited
215	MSTC Limited
216	Mumbai Railway Vikas Corporation Limited
217	Nagaland Pulp & Paper Company Limited
218	Naini Aerospace Limited**
219	National Aluminium Company Limited
220	National Backward Classes Finance & Development Corporation
221	National Bank For Agriculture and Rural Development
222	National Fertilizers Limited
223	National Film Development Corporation Limited
224	National Handicapped Finance & Development Corporation
225	National Handloom Development Corporation Limited
226	National Highways & Infrastructure Development Corporation Limited
227	National Informatics Centre Services Incorporated
228	National Insurance Company Limited
229	National Jute Manufactures Corporation Limited
230	National Minorities Development & Finance Corporation
231	National Projects Construction Corporation Limited
232	National Research Development Corporation
233	National Safai Karamcharis Finance & Development Corporation
234	National Scheduled Castes Finance & Development Corporation
235	National Scheduled Tribes Finance & Development Corporation
236	National Seeds Corporation Limited
237	National Textile Corporation Limited
238	NBCC (India) Limited
239	NBCC Engineering and Consultancy Limited
240	NBCC Services Limited
241	Nepa Limited
242	Neyveli Uttar Pradesh Power Limited**
243	NHDC Limited
244	NHPC Limited
245	NLC India Limited

Sr No	Company Name
246	NLC Tamilnadu Power Limited
247	NMDC Limited
248	NMDC Power Limited**
249	NMDC Steel Limited**
250	NMDC-CMDC Limited**
251	North Eastern Electric Power Corporation Limited
252	North Eastern Handicrafts & Handloom Development Corporation Limited
253	North Eastern Regional Agricultural Marketing Corporation Limited
254	Northern Coalfields Limited
255	NPCIL - Indian Oil Nuclear Energy Corporation Limited**
256	NPCIL - Nalco Power Company Limited**
257	NTPC Electric Supply Company Limited
258	NTPC Limited
259	NTPC Vidyut Vyapar Nigam Limited
260	Nuclear Power Corporation of India Limited
261	Numaligarh Refinery Limited
262	Odisha Infrapower Limited**
263	Oil and Natural Gas Corporation Limited
264	Oil India International Limited**
265	Oil India Limited
266	ONGC Mangalore Petrochemicals Limited
267	ONGC Videsh Limited
268	Oriental Bank of Commerce
269	Orissa Drugs & Chemicals Limited
270	Orissa Integrated Power Limited**
271	Orissa Mineral Development Company Limited
272	Patratu Vidyut Utpadan Nigam Limited
273	Pawan Hans Limited
274	PEC Limited
275	Petronet CCK Limited
276	PFC Capital Advisory Service Limited
277	PFC Consulting Limited
278	PFC Green Energy Limited
279	Pondicherry Ashok Hotel Corporation Limited
280	Power Equity Capital Advisors Private Limited**
281	Power Finance Corporation Limited
282	Power Grid Corporation of India Limited
283	Power Grid Southern Interconnector Transmission System Limited**
284	Power Grid Warora Transmission Limited
285	Power System Operation Corporation Limited
286	Powergrid Jabalpur Transmission Limited**
287	Powergrid Kala Amb Transmission Limited**

Sr No	Company Name
288	Powergrid Medinipur Jeerat Transmission Limited**
289	Powergrid NM Transmission Limited
290	Powergrid Parli Transmission Limited**
291	Powergrid Unchahar Transmission Limited
292	Powergrid Vemagiri Transmission Limited**
293	Powergrid Vizag Transmission Limited
294	Prize Petroleum Company Limited
295	Projects & Development India Limited
296	Punjab & Sind Bank
297	Punjab Ashok Hotel Company Limited**
298	Punjab Logistic Infrastructure Limited**
299	Punjab National Bank
300	Rail Vikas Nigam Limited
301	RailTel Corporation of India Limited
302	RailTel Enterprises Limited
303	Railway Energy Management Company Limited
304	Rajasthan Drugs & Pharmaceuticals Limited
305	Rajasthan Electronics & Instruments Limited
306	Ranchi Ashok Bihar Hotel Corporation Limited
307	Rashtriya Chemicals and Fertilizers Limited
308	Rashtriya Ispat Nigam Limited
309	REC Power Distribution Company Limited
310	REC Transmission Projects Company Limited
311	Richardson & Cruddas (1972) Limited
312	Rites Infrastructure Services Limited
313	RITES Limited
314	Rural Electrification Corporation Limited
315	SAIL Refractory Company Limited
316	Sakhigopal Integrated Power Company Limited**
317	Sambhar Salts Limited
318	Scooters India Limited
319	Security Printing and Minting Corporation of India Limited
320	Sethusamudram Corporation Limited**
321	Shongtong Karcham-Wangtoo Transmission Limited**
322	Sidcul Concor Infra Company Limited
323	SJVN Limited
324	SJVN Thermal Private Limited**
325	Small Industries Development Bank of India
326	Solar Energy Corporation of India Limited
327	South Eastern Coalfields Limited
328	South-Central East Delhi Power Transmission Limited**
329	State Bank of India



Sr No	Company Name
330	STCL Limited
331	Steel Authority of India Limited
332	Syndicate Bank
333	Tamil Nadu Trade Promotion Organisation
334	Tanda Transmission Company Limited**
335	Tatiya Andhra Mega Power Limited**
336	TCIL Bina Toll Road Limited
337	TCIL Lakhnadone Toll Road Limited
338	Telecommunications Consultants India Limited
339	THDC India Limited
340	The Bisra Stone Lime Company Limited
341	The Braithwaite Burn and Jessop Construction Company Limited
342	The Cotton Corporation of India Limited
343	The Fertilizers and Chemicals Travancore Limited
344	The Handicrafts & Handlooms Exports Corporation of India Limited
345	The Jute Corporation of India Limited
346	The National Small Industries Corporation Limited
347	The New India Assurance Company Limited
348	The Oriental Insurance Company Limited
349	The Shipping Corporation of India Limited
350	The State Trading Corporation of India Limited
351	Tungabhadra Steel Products Limited
352	UCO Bank
353	Union Bank of India
354	United Bank of India
355	United India Insurance Company Limited
356	Uranium Corporation of India Limited
357	Utkal Ashok Hotel Corporation Limited
358	Vignyan Industries Limited
359	Vijaya Bank
360	WAPCOS Limited
361	Western Coalfields Limited
362	WR-NR Power Transmission Limited**
363	Yule Electrical Limited**
364	Yule Engineering Company Limited**

Note: The list includes -

(a) Central Public Sector Enterprises as on 31.03.2017 as defined by the Department of Public Enterprises

(b) Central Public Sector Enterprises under Construction as on 31.03.2017 as defined by the Department of Public Enterprises - marked with \*\*

(c) Scheduled Commercial Public Sector Banks as on 31.03.2017 as defined by Reserve Bank of India

(d) Public sector insurance companies as on 31.03.2017 as defined by Insurance Regulatory and Development Authority of India

(e) Other enterprises set up by an Act of Indian Parliament



# THE ANDHRA PRADESH MINERAL DEVELOPMENT CORPORATION LIMITED



## Barytes

The Mangampet Barytes deposit in Kadappa district is the single largest deposit in the world. With 98% of the Indian Barytes being produced by APMDC, Indian Barytes are essentially APMDC Barytes. The Corporation produces 3 MnT of Barytes per annum with a planned increase in production capacity to 5 MnT.



## Black Galaxy Granite

Black Galaxy Granite deposits occurring in Cheemakurthy, Prakasham district is a unique variety and generates significant demand in the international and domestic market for use as a decorative stone. The Corporation is currently producing Black Galaxy Granite through the Joint venture route.



## Ball Clay

A major raw material for ceramic and refractory industries - Ball clay is being produced by the Corporation in Dwaraka Tirumala village in West Godavari district through Raising cum sale contracts.



## Bauxite

Bauxite is the major raw material for the production of Alumina and Aluminium. Bauxite deposits occur in the Vishakhapatnam and East Godavari districts of Andhra Pradesh.

## VISION STATEMENT

To become the most valued Company for sustainable development of minerals with commitment for environmental protection and safety, and to become the leader in mining by optimal utilization of resources, creating added value and with sustainable growth.

## MISSION STATEMENT

Exploration and exploitation of mineral resources with due emphasis on environment & safety and development & promotion of mineral based industries adopting innovative technology and advanced skills for accelerated and sustainable growth.

## Heavy Mineral Beach Sands



982 km long coastal line of Andhra Pradesh contains heavy mineral beach sands comprising of national strategic importance minerals such as Garnet, Ilmenite, Rutile, Leucoxene, Zircon, Silliminite and Monazite. The Corporation intends to exploit these minerals and establish Value Addition plants through Joint venture route.

## Coal



The Corporation has been allotted two Coal blocks in Suliyari, Madhya Pradesh and Madanpur South, Chattisgarh having estimated gross reserves of 300 million tonnes. The coal blocks will have a production capacity of 10 MnT per annum once completely operationalized.

## Iron Ore



The mining leases over 957 Ha in Prakasham district possesses reserves of over 80 million tonnes and The Corporation intends to establish mining, beneficiation and palletization plants through Joint venture route.

## Other Minerals



Additionally, the Corporation also possesses and operates mining leases for the following minerals:

- Silica sand
- Calcite
- Blue and color granite
- Limestone





# India's Top PSUs 2018

## State PSUs

Sr No	Company Name	State
1	Amaravati Development Corporation Limited	Andhra Pradesh
2	Amaravati Metro Rail Corporation Limited	Andhra Pradesh
3	Andhra Pradesh Aviation Corporation Limited	Andhra Pradesh
4	Andhra Pradesh Beverages Corporation Limited	Andhra Pradesh
5	Andhra Pradesh Brahmin Welfare Corporation Limited	Andhra Pradesh
6	Andhra Pradesh Centre for Advanced Research on Livestock Private Limited	Andhra Pradesh
7	Andhra Pradesh Centre for Financial Systems and Services Limited	Andhra Pradesh
8	Andhra Pradesh Forest Development Corporation Limited	Andhra Pradesh
9	Andhra Pradesh Gas Distribution Corporation Limited	Andhra Pradesh
10	Andhra Pradesh Gas Infrastructure Corporation (Private) Limited	Andhra Pradesh
11	Andhra Pradesh Handicrafts Development Corporation Limited	Andhra Pradesh
12	Andhra Pradesh Heavy Machinery and Engineering Limited	Andhra Pradesh
13	Andhra Pradesh Industrial Development Corporation Limited	Andhra Pradesh
14	Andhra Pradesh Industrial Infrastructure Corporation Limited	Andhra Pradesh
15	Andhra Pradesh Mahila Sadhikara Samstha Limited	Andhra Pradesh
16	Andhra Pradesh Meat Development Corporation Limited	Andhra Pradesh
17	Andhra Pradesh Medtech Zone Limited	Andhra Pradesh
18	The Andhra Pradesh Mineral Development Corporation Limited	Andhra Pradesh
19	Andhra Pradesh Power Development Company Limited	Andhra Pradesh
20	Andhra Pradesh Power Finance Corporation Limited	Andhra Pradesh
21	Andhra Pradesh Power Generation Corporation Limited	Andhra Pradesh
22	Andhra Pradesh Rajiv Swagruha Corporation Limited	Andhra Pradesh
23	Andhra Pradesh State Agro Industries Development Corporation Limited	Andhra Pradesh
24	Andhra Pradesh State Beverages Corporation Limited	Andhra Pradesh
25	Andhra Pradesh State Christian Minorities Finance Corporation Limited	Andhra Pradesh
26	Andhra Pradesh State Civil Supplies Corporation Limited	Andhra Pradesh
27	Andhra Pradesh State Fibernet Limited	Andhra Pradesh
28	Andhra Pradesh State Film Television and Theatre Development Corporation Limited	Andhra Pradesh
29	Andhra Pradesh State Housing Corporation Limited	Andhra Pradesh
30	Andhra Pradesh State Irrigation Development Corporation Limited	Andhra Pradesh
31	Andhra Pradesh State Kapu Welfare & Development Corporation Limited	Andhra Pradesh
32	Andhra Pradesh State Minorities Finance Corporation Limited	Andhra Pradesh
33	Andhra Pradesh State Police Housing Corporation Limited	Andhra Pradesh
34	Andhra Pradesh State Seeds Development Corporation Limited	Andhra Pradesh

Sr No	Company Name	State
35	Andhra Pradesh State Skill Development Corporation	Andhra Pradesh
36	Andhra Pradesh Technology Services Limited	Andhra Pradesh
37	Andhra Pradesh Tourism Development Corporation Limited	Andhra Pradesh
38	Andhra Pradesh Township and Infrastructure Development Corporation Limited	Andhra Pradesh
39	Andhra Pradesh Trade Promotion Corporation Limited	Andhra Pradesh
40	Andhra Pradesh Tribal Power Company Limited	Andhra Pradesh
41	Andhra Pradesh Urban Finance and Infrastructure Development Corporation Limited	Andhra Pradesh
42	Andhra Pradesh Urban Greening and Beautification Corporation Limited	Andhra Pradesh
43	AP Towers Limited	Andhra Pradesh
44	Bhogapuram International Airport Corporation Limited	Andhra Pradesh
45	Eastern Power Distribution Company of Andhra Pradesh Limited	Andhra Pradesh
46	Godavari Gas Private Limited	Andhra Pradesh
47	Greater Visakhapatnam Smart City Corporation Limited	Andhra Pradesh
48	Infrastructure Corporation of Andhra Pradesh Limited	Andhra Pradesh
49	Kakinada Smart City Corporation Limited	Andhra Pradesh
50	Krishnapatnam International Leather Complex Private Limited	Andhra Pradesh
51	Leather Industries Development Corporation of Andhra Pradesh Limited	Andhra Pradesh
52	New & Renewable Energy Development Corporation of Andhra Pradesh Limited	Andhra Pradesh
53	The Nizam Sugars Limited	Andhra Pradesh
54	Ongole Iron Ore Mining Company Private Limited	Andhra Pradesh
55	Overseas Manpower Company of Andhra Pradesh Limited	Andhra Pradesh
56	Rythu Sadhikara Samstha	Andhra Pradesh
57	Southern Power Distribution Company of Andhra Pradesh Limited	Andhra Pradesh
58	Swacha Andhra Corporation Limited	Andhra Pradesh
59	Transmission Corporation of Andhra Pradesh Limited	Andhra Pradesh
60	Vijayawada Urban Transport Company Limited	Andhra Pradesh
61	Visakhapatnam Urban Transport Company Limited	Andhra Pradesh
62	Vizag Apparel Park for Export Limited	Andhra Pradesh
63	Arunachal Police Housing and Welfare Corporation Limited	Arunachal Pradesh
64	Arunachal Pradesh Forest Corporation Limited	Arunachal Pradesh
65	Arunachal Pradesh Industrial Development and Financial Corporation Limited	Arunachal Pradesh
66	Arunachal Pradesh Mineral Development and Trading Corporation Limited	Arunachal Pradesh
67	Hydro Power Development Corporation of Arunachal Pradesh Limited	Arunachal Pradesh
68	Amtron Informatics (India) Limited	Assam
69	Ashok Paper Mill (Assam) Limited	Assam
70	Assam Electricity Grid Corporation Limited	Assam
71	Assam Electronics Development Corporation Limited	Assam
72	Assam Fisheries Development Corporation Limited	Assam
73	Assam Gas Company Limited	Assam
74	Assam Government Marketing Corporation Limited	Assam

Sr No	Company Name	State
75	Assam Hills Small Industries Development Corporation Limited	Assam
76	Assam Hydro-Carbon and Energy Company Limited	Assam
77	Assam Industrial Development Corporation Limited	Assam
78	Assam Livestock and Poultry Corporation Limited	Assam
79	Assam Mineral Development Corporation Limited	Assam
80	Assam Minorities Development Corporation	Assam
81	Assam Petrochemicals Limited	Assam
82	Assam Plains Tribes Development Corporation Limited	Assam
83	Assam Plantation Crop Development Corporation Limited	Assam
84	Assam Police Housing Corporation Limited	Assam
85	Assam Power Distribution Company Limited	Assam
86	Assam Power Generation Corporation Limited	Assam
87	Assam Seeds Corporation Limited	Assam
88	Assam Small Industries Development Corporation Limited	Assam
89	Assam State Development Corporation for Other Backward Classes Limited	Assam
90	Assam State Development Corporation for Scheduled Castes Limited	Assam
91	Assam State Fertilizers and Chemicals Limited	Assam
92	Assam State Film (Finance & Development) Corporation Limited	Assam
93	Assam State Text Book Production and Publication Corporation Limited	Assam
94	Assam Tea Corporation Limited	Assam
95	Assam Tourism Development Corporation Limited	Assam
96	Assam Trade Promotion Organisation	Assam
97	DNP Limited	Assam
98	Bihar Forestry Development Corporation Limited	Bihar
99	Bihar Grid Company Limited	Bihar
100	Bihar Medical Services & Infrastructure Corporation Limited	Bihar
101	Bihar Police Building Construction Corporation Limited	Bihar
102	Bihar Rajya Beej Nigam Limited	Bihar
103	Bihar Rajya Matsya Beej Vikas Nigam Limited	Bihar
104	Bihar Rajya Pul Nirman Nigam Limited	Bihar
105	Bihar State Backward Classes Finance & Development Corporation	Bihar
106	Bihar State Beverages Corporation Limited	Bihar
107	Bihar State Building Construction Corporation Limited	Bihar
108	Bihar State Credit & Investment Corporation Limited	Bihar
109	Bihar State Educational Infrastructure Development Corporation Limited	Bihar
110	Bihar State Electronics Development Corporation Limited	Bihar
111	Bihar State Film Development & Finance Corporation Limited	Bihar
112	Bihar State Food & Civil Supplies Corporation Limited	Bihar
113	Bihar State Forest Development Corporation Limited	Bihar
114	Bihar State Hydroelectric Power Corporation Limited	Bihar

Sr No	Company Name	State
115	Bihar State Mineral Development Corporation Limited	Bihar
116	Bihar State Minorities Finance Corporation Limited	Bihar
117	Bihar State Power (Holding) Company Limited	Bihar
118	Bihar State Power Generation Company Limited	Bihar
119	Bihar State Power Transmission Company Limited	Bihar
120	Bihar State Road Development Corporation Limited	Bihar
121	Bihar State Text Book Publishing Corporation Limited	Bihar
122	Bihar State Tourism Development Corporation Limited	Bihar
123	Bihar Urban Infrastructure Development Corporation Limited	Bihar
124	Lakhisarai Bijli Company Private Limited	Bihar
125	North Bihar Power Distribution Company Limited	Bihar
126	Pirpainti Bijlee Company Private Limited	Bihar
127	SCADA Agro Business Company Limited	Bihar
128	South Bihar Power Distribution Company Limited	Bihar
129	Chhattisgarh Infrastructure Development Corporation Limited	Chhattisgarh
130	Chhattisgarh Medical Services Corporation Limited	Chhattisgarh
131	Chhattisgarh Mineral Development Corporation Limited	Chhattisgarh
132	Chhattisgarh Nishakt Jan Vitt Avam Vikas Nigam	Chhattisgarh
133	Chhattisgarh Police Housing Corporation Limited	Chhattisgarh
134	Chhattisgarh Rajya Beej Evam Krishi Vikas Nigam Limited	Chhattisgarh
135	Chhattisgarh Rajya Van Vikas Nigam Limited	Chhattisgarh
136	Chhattisgarh Road Development Corporation Limited	Chhattisgarh
137	Chhattisgarh Sondiha Coal Company Limited	Chhattisgarh
138	Chhattisgarh State Beverages Corporation Limited	Chhattisgarh
139	Chhattisgarh State Civil Supplies Corporation Limited	Chhattisgarh
140	Chhattisgarh State Industrial Development Corporation Limited	Chhattisgarh
141	Chhattisgarh State Power Distribution Company Limited	Chhattisgarh
142	Chhattisgarh State Power Generation Company Limited	Chhattisgarh
143	Chhattisgarh State Power Holding Company Limited	Chhattisgarh
144	Chhattisgarh State Power Trading Company Limited	Chhattisgarh
145	Chhattisgarh State Power Transmission Company Limited	Chhattisgarh
146	CMDC ICPL Coal Limited	Chhattisgarh
147	CSPGCL AEL Parsa Collieries Limited	Chhattisgarh
148	Kerwa Coal Limited	Chhattisgarh
149	Raipur Nagar Nigam Transport Limited	Chhattisgarh
150	Delhi Creative Arts Company Limited	Delhi
151	Delhi Financial Corporation	Delhi
152	Delhi Power Company Limited	Delhi
153	Delhi SC /ST /OBC/ Minorities & Handicapped Financial and Development Corporation Limited	Delhi
154	Delhi State Civil Supplies Corporation Limited	Delhi

Sr No	Company Name	State
155	Delhi State Industrial & Infrastructure Development Corporation Limited	Delhi
156	Delhi Tourism and Transportation Development Corporation Limited	Delhi
157	Delhi Transco Limited	Delhi
158	Delhi Transport and Infrastructure Development Corporation Limited	Delhi
159	Delhi Transport Corporation	Delhi
160	DSIIDC Energy Limited	Delhi
161	DSIIDC Liquor Limited	Delhi
162	DSIIDC Maintenance Services Limited	Delhi
163	Geospatial Delhi Limited	Delhi
164	Indraprastha Power Generation Company Limited	Delhi
165	Pragati Power Corporation Limited	Delhi
166	Shahjahanabad Redevelopment Corporation	Delhi
167	EDC Limited	Goa
168	Goa Electronics Limited	Goa
169	Goa Forest Development Corporation Limited	Goa
170	Goa Handicraft, Rural and Small Scale Industries Development Corporation Limited	Goa
171	Goa Meat Complex Limited	Goa
172	Goa State Horticultural Corporation Limited	Goa
173	Goa State Infrastructure Development Corporation Limited	Goa
174	Goa State Scheduled Castes and Other Backward Class Finance and Development Corporation Limited	Goa
175	Goa State Scheduled Tribes Finance and Development Corporation Limited	Goa
176	Goa Tourism Development Corporation Limited	Goa
177	Info Tech Corporation of Goa Limited	Goa
178	Kadamba Transport Corporation Limited	Goa
179	Sewage and Infrastructural Development Corporation Limited	Goa
180	Alcock Ashdown (Gujarat) Limited	Gujarat
181	Bhavnagar Energy Company Limited	Gujarat
182	BISAG Satellite Communication	Gujarat
183	Dahej SEZ Limited	Gujarat
184	Dakshin Gujarat Vij Company Limited	Gujarat
185	Dholera Industrial City Development Limited	Gujarat
186	Dholera International Airport Company Limited	Gujarat
187	GSPC (JPDA) Limited	Gujarat
188	GSPC Energy Limited	Gujarat
189	GSPC LNG Limited	Gujarat
190	GSPC Offshore Limited	Gujarat
191	GSPC Pipavav Power Company Limited	Gujarat
192	GSPL India Gasnet Limited	Gujarat
193	GSPL India Transco Limited	Gujarat
194	Guj Info Petro Limited	Gujarat



Sr No	Company Name	State
195	Gujarat Agro Industries Corporation Limited	Gujarat
196	Gujarat Energy Transmission Corporation Limited	Gujarat
197	Gujarat Foundation for Mental Health and Allied Sciences	Gujarat
198	Gujarat Gas Limited	Gujarat
199	Gujarat Gopalak Development Corporation Limited	Gujarat
200	Gujarat Growth Centres Development Corporation Limited	Gujarat
201	Gujarat Industrial and Technical Consultancy Organisation Limited	Gujarat
202	Gujarat Industrial Corridor Corporation Limited	Gujarat
203	Gujarat Industrial Investment Corporation Limited	Gujarat
204	Gujarat Informatics Limited	Gujarat
205	Gujarat Livelihood Promotion Company Limited	Gujarat
206	Gujarat Medical Services Corporation Limited	Gujarat
207	Gujarat Mineral Development Corporation Limited	Gujarat
208	Gujarat Minorities Finance and Development Corporation Limited	Gujarat
209	Gujarat Nomadic and Denotified Tribes Development Corporation	Gujarat
210	Gujarat Ports Infrastructure and Development Company Limited	Gujarat
211	Gujarat Power Corporation Limited	Gujarat
212	Gujarat Rural Industries Marketing Corporation Limited	Gujarat
213	Gujarat Safai Kamdar Vikas Nigam Limited	Gujarat
214	Gujarat Scheduled Caste Most Backward Development Corporation	Gujarat
215	Gujarat Sheep and Wool Development Corporation Limited	Gujarat
216	Gujarat State Aviation Infrastructure Company Limited	Gujarat
217	Gujarat State Civil Supplies Corporation Limited	Gujarat
218	Gujarat State Electricity Corporation Limited	Gujarat
219	Gujarat State Energy Generation Limited	Gujarat
220	Gujarat State Financial Services Limited	Gujarat
221	Gujarat State Forest Development Corporation Limited	Gujarat
222	Gujarat State Handloom and Handicrafts Development Corporation Limited	Gujarat
223	Gujarat State Investments Limited	Gujarat
224	Gujarat State Land Development Corporation Limited	Gujarat
225	Gujarat State Mining and Resources Corporation Limited	Gujarat
226	Gujarat State Petroleum Corporation Limited	Gujarat
227	Gujarat State Petronet Limited	Gujarat
228	Gujarat State Police Housing Corporation Limited	Gujarat
229	Gujarat State Road Development Corporation Limited	Gujarat
230	Gujarat State Rural Development Corporation Limited	Gujarat
231	Gujarat State Seeds Corporation Limited	Gujarat
232	Gujarat Thakor and Koli Vikas Nigam Limited	Gujarat
233	Gujarat Urban Development Company Limited	Gujarat
234	Gujarat Urja Vikas Nigam Limited	Gujarat

Sr No	Company Name	State
235	Gujarat Water Infrastructure Limited	Gujarat
236	Gujarat Water Resources Development Corporation Limited	Gujarat
237	Gujarat Women Economic Development Corporation Limited	Gujarat
238	Guj-Tour Development Company Limited	Gujarat
239	Infrastructure Finance Company Gujarat Limited	Gujarat
240	Madhya Gujarat Vij Company Limited	Gujarat
241	Metro Link Express for Gandhinagar and Ahmedabad (MEGA) Company Limited	Gujarat
242	Narmada Clean Tech	Gujarat
243	Paschim Gujarat Vij Company Limited	Gujarat
244	Sabarmati Gas Limited	Gujarat
245	Sardar Sarovar Narmada Nigam Limited	Gujarat
246	Tourism Corporation of Gujarat Limited	Gujarat
247	Uttar Gujarat Vij Company Limited	Gujarat
248	Dakshin Haryana Bijli Vitran Nigam Limited	Haryana
249	Faridabad Smart City Limited	Haryana
250	Gurgaon Technology Park Limited	Haryana
251	Hartron Informatics Limited	Haryana
252	Haryana Agro Industries Corporation Limited	Haryana
253	Haryana Backward Classes and Economically Weaker Section Kalyan Nigam Limited	Haryana
254	Haryana Forest Development Corporation Limited	Haryana
255	Haryana Land Reclamation and Development Corporation Limited	Haryana
256	Haryana Mass Rapid Transport Corporation Limited	Haryana
257	Haryana Medical Services Corporation Limited	Haryana
258	Haryana Police Housing Corporation Limited	Haryana
259	Haryana Power Generation Corporation Limited	Haryana
260	Haryana Roadways Engineering Corporation Limited	Haryana
261	Haryana Scheduled Castes Finance and Development Corporation Limited	Haryana
262	Haryana Seeds Development Corporation Limited	Haryana
263	Haryana State Electronics Development Corporation Limited	Haryana
264	Haryana State Industrial and Infrastructure Development Corporation Limited	Haryana
265	Haryana State Roads and Bridges Development Corporation Limited	Haryana
266	Haryana Tourism Corporation Limited	Haryana
267	Haryana Vidyut Prasaran Nigam Limited	Haryana
268	Haryana Women Development Corporation Limited	Haryana
269	Panipat Plastic Park Haryana Limited	Haryana
270	Saur Urja Nigam Haryana Limited	Haryana
271	Uttar Haryana Bijli Vitran Nigam Limited	Haryana
272	Beas Valley Power Corporation Limited	Himachal Pradesh
273	H.P. Power Transmission Corporation Limited	Himachal Pradesh
274	Himachal Backward Classes Finance and Development Corporation	Himachal Pradesh

Sr No	Company Name	State
275	Himachal Pradesh Agro Industries Corporation Limited	Himachal Pradesh
276	Himachal Pradesh General Industries Corporation Limited	Himachal Pradesh
277	Himachal Pradesh Horticultural Produce Marketing and Processing Corporation Limited	Himachal Pradesh
278	Himachal Pradesh Mahila Vikas Nigam	Himachal Pradesh
279	Himachal Pradesh Minorities Finance and Development Corporation	Himachal Pradesh
280	Himachal Pradesh Power Corporation Limited	Himachal Pradesh
281	Himachal Pradesh Road and Other Infrastructure Development Corporation Limited	Himachal Pradesh
282	Himachal Pradesh State Civil Supplies Corporation Limited	Himachal Pradesh
283	Himachal Pradesh State Electricity Board Limited	Himachal Pradesh
284	Himachal Pradesh State Electronics Development Corporation Limited	Himachal Pradesh
285	Himachal Pradesh State Forest Development Corporation Limited	Himachal Pradesh
286	Himachal Pradesh State Handicrafts and Handloom Corporation Limited	Himachal Pradesh
287	Himachal Pradesh State Industrial Development Corporation Limited	Himachal Pradesh
288	Himachal Pradesh Tourism Development Corporation Limited	Himachal Pradesh
289	Chenab Valley Power Projects Private Limited	Jammu and Kashmir
290	Jammu and Kashmir Bank Limited	Jammu and Kashmir
291	Jammu and Kashmir Cements Limited	Jammu and Kashmir
292	Jammu and Kashmir Handicrafts (Sales and Export) Development Corporation Limited	Jammu and Kashmir
293	Jammu and Kashmir Industries Limited	Jammu and Kashmir
294	Jammu and Kashmir International Trade Centre	Jammu and Kashmir
295	Jammu and Kashmir Medical Supplies Corporation Limited	Jammu and Kashmir
296	Jammu and Kashmir Minerals Limited	Jammu and Kashmir
297	Jammu and Kashmir Police Housing Corporation Limited	Jammu and Kashmir
298	The Jammu and Kashmir Projects Construction Corporation Limited	Jammu and Kashmir
299	Jammu and Kashmir Scheduled castes, Scheduled Tribes and Other Backward Classes Development Corporation Limited	Jammu and Kashmir
300	Jammu and Kashmir Small Scale Industries Development Corporation Limited	Jammu and Kashmir
301	Jammu and Kashmir State Agro Industries Development Corporation Limited	Jammu and Kashmir
302	Jammu and Kashmir State Cable Car Corporation Limited	Jammu and Kashmir
303	Jammu and Kashmir State Handloom Development Corporation Limited	Jammu and Kashmir
304	Jammu and Kashmir State Horticulture Produce Marketing and Processing Corporation Limited	Jammu and Kashmir
305	Jammu and Kashmir State Industrial Development Corporation Limited	Jammu and Kashmir
306	Jammu and Kashmir State Overseas Employment Corporation Limited	Jammu and Kashmir
307	Jammu and Kashmir State Power Development Corporation Limited	Jammu and Kashmir
308	Jammu and Kashmir State Power Trading Company Limited	Jammu and Kashmir
309	Jammu and Kashmir State Power Transmission Company Limited	Jammu and Kashmir
310	Jammu and Kashmir State Road Development Corporation	Jammu and Kashmir
311	Jammu and Kashmir State Tourism Development Corporation Limited	Jammu and Kashmir
312	Jammu and Kashmir State Women's Development Corporation Limited	Jammu and Kashmir
313	Jammu Power Distribution Company Limited	Jammu and Kashmir

Sr No	Company Name	State
314	JKB Financial Services Limited	Jammu and Kashmir
315	Kashmir Power Distribution Company Limited	Jammu and Kashmir
316	Greater Ranchi Development Agency Limited	Jharkhand
317	Jharkhand Bijli Vitran Nigam Limited	Jharkhand
318	Jharkhand Hill Area Lift Irrigation Corporation Limited	Jharkhand
319	Jharkhand Industrial Infrastructure Development Corporation Limited	Jharkhand
320	Jharkhand Medical & Health Infrastructure Development & Procurement Corporation Limited	Jharkhand
321	Jharkhand Police Housing Corporation Limited	Jharkhand
322	Jharkhand Silk Textile and Handicraft Development Corporation Limited	Jharkhand
323	Jharkhand State Beverages Corporation Limited	Jharkhand
324	Jharkhand State Food and Civil Supplies Corporation Limited	Jharkhand
325	Jharkhand State Forest Development Corporation Limited	Jharkhand
326	Jharkhand State Mineral Development Corporation Limited	Jharkhand
327	Jharkhand State Minorities Finance Development Corporation Limited	Jharkhand
328	Jharkhand Tourism Development Corporation Limited	Jharkhand
329	Jharkhand Urban Infrastructure Development Corporation Limited	Jharkhand
330	Jharkhand Urja Sancharan Nigam Limited	Jharkhand
331	Jharkhand Urja Utpadan Nigam Limited	Jharkhand
332	Jharkhand Urja Vikas Nigam Limited	Jharkhand
333	Karanpura Energy Limited	Jharkhand
334	Tenughat Vidyut Nigam Limited	Jharkhand
335	Bangalore Airport Rail Link Limited	Karnataka
336	Bangalore Bioinnovation Centre	Karnataka
337	Bangalore Electricity Supply Company Limited	Karnataka
338	Bangalore Suburban Rail Company Limited	Karnataka
339	Belagavi Smart City Limited	Karnataka
340	Cauvery Neeravari Nigama Limited	Karnataka
341	Chamundeshwari Electricity Supply Corporation Limited	Karnataka
342	D. DevarajUrs Backward Classes Development Corporation Limited	Karnataka
343	Davanagere Smart City Limited	Karnataka
344	Dr. Babu Jagjivan Ram Leather Industries Development Corporation Limited	Karnataka
345	Dr.B.R. Ambedkar Development Corporation Limited	Karnataka
346	Food Karnataka Limited	Karnataka
347	Gulbarga Electricity Supply Company Limited	Karnataka
348	Hubballi Dharwad Smart City Limited	Karnataka
349	Hubli Dharwad BRTS Company Limited	Karnataka
350	Hubli Electricity Supply Company Limited	Karnataka
351	The Hutti Gold Mines Company Limited	Karnataka
352	Invest Karnataka Forum	Karnataka
353	Jungle Lodges and Resorts Limited	Karnataka

Sr No	Company Name	State
354	Karnataka Asset Management Company Private Limited	Karnataka
355	Karnataka Cashew Development Corporation Limited	Karnataka
356	Karnataka Compost Development Corporation Limited	Karnataka
357	Karnataka Fisheries Development Corporation Limited	Karnataka
358	Karnataka Food and Civil Supplies Corporation Limited	Karnataka
359	Karnataka Forest Development Corporation Limited	Karnataka
360	The Karnataka Handloom Development Corporation Limited	Karnataka
361	Karnataka Maharshi Valmiki Scheduled Tribes Development Corporation Limited	Karnataka
362	Karnataka Mining Environment Restoration Corporation Limited	Karnataka
363	The Karnataka Minorities Development Corporation Limited	Karnataka
364	Karnataka Neeravari Nigam Limited	Karnataka
365	Karnataka Power Corporation Limited	Karnataka
366	Karnataka Power Transmission Corporation Limited	Karnataka
367	Karnataka Public Lands Corporation Limited	Karnataka
368	Karnataka Renewable Energy Development Limited	Karnataka
369	Karnataka Road Development Corporation Limited	Karnataka
370	Karnataka Rural Infrastructure Development Limited	Karnataka
371	Karnataka Sheep and Wool Development Corporation Limited	Karnataka
372	Karnataka Silk Industries Corporation Limited	Karnataka
373	Karnataka Silk Marketing Board Limited	Karnataka
374	Karnataka Soaps and Detergents Limited	Karnataka
375	Karnataka State Agricultural Produce Processing and Export Corporation Limited	Karnataka
376	Karnataka State Agro Corn Products Limited	Karnataka
377	Karnataka State Beverages Corporation Limited	Karnataka
378	Karnataka State Coir Development Corporation Limited	Karnataka
379	Karnataka State Construction Corporation Limited	Karnataka
380	Karnataka State Electronics Development Corporation Limited	Karnataka
381	The Karnataka State Forest Industries Corporation Limited	Karnataka
382	Karnataka State Handicrafts Development Corporation Limited	Karnataka
383	Karnataka State Industrial Infrastructure and Development Corporation Limited	Karnataka
384	Karnataka State Mango Development and Marketing Corporation Limited	Karnataka
385	Karnataka State Police Housing Corporation Limited	Karnataka
386	Karnataka State Seeds Corporation Limited	Karnataka
387	Karnataka State Small Industries Development Corporation Limited	Karnataka
388	Karnataka State Textile Infrastructure Development Corporation Limited	Karnataka
389	The Karnataka State Tourism Development Corporation Limited	Karnataka
390	Karnataka State Women's Development Corporation	Karnataka
391	Karnataka Thanda Development Corporation Limited	Karnataka
392	Karnataka Togari Abhivridhi Mandali Limited	Karnataka
393	Karnataka Tourism Infrastructure Limited	Karnataka

Sr No	Company Name	State
394	Karnataka Trustee Company Private Limited	Karnataka
395	Karnataka Urban Infrastructure Development and Finance Corporation Limited	Karnataka
396	Karnataka Vidyuth Karkhane Limited	Karnataka
397	Karnataka Vishwakarma Community Development Corporation Limited	Karnataka
398	Karnataka Vocational Training and Skill Development Corporation Limited	Karnataka
399	KPC Bidadi Power Corporation Private Limited	Karnataka
400	Krishna Bhagya Jala Nigam Limited	Karnataka
401	Mangalore Electricity Supply Company Limited	Karnataka
402	Marketing Communication and Advertising Limited	Karnataka
403	The Mysore Electrical Industries Limited	Karnataka
404	Mysore Minerals Limited	Karnataka
405	The Mysore Paints and Varnish Limited	Karnataka
406	The Mysore Paper Mills Limited	Karnataka
407	Mysore Sales International Limited	Karnataka
408	The Mysore Sugar Company Limited	Karnataka
409	NGEF (Hubli) Limited	Karnataka
410	Power Company of Karnataka Limited	Karnataka
411	Raichur Power Corporation Limited	Karnataka
412	Rajiv Gandhi Rural Housing Corporation Limited	Karnataka
413	Shivamogga Smart City Limited	Karnataka
414	Sree Kanteerava Studios Limited	Karnataka
415	Tadadi Port Limited	Karnataka
416	Tumakuru Machine Tool Park	Karnataka
417	Tumakuru Smart City Limited	Karnataka
418	Visvesvaraya Jala Nigam Limited	Karnataka
419	Aralam Farming Corporation (Kerala) Limited	Kerala
420	Ashwas Public Amenities Kerala Limited	Kerala
421	Autokast Limited	Kerala
422	Bekal Resorts Development Corporation Limited	Kerala
423	Bhavanam Foundation Kerala	Kerala
424	Clean Kerala Company Limited	Kerala
425	Foam Mattings (India) Limited	Kerala
426	Forest Industries (Travancore) Limited	Kerala
427	Handicrafts Development Corporation of Kerala Limited	Kerala
428	Indian Institute of Information Technology and Management - Kerala	Kerala
429	Kanjikode Electronics and Electricals Limited	Kerala
430	Kannur International Airport Limited	Kerala
431	Keltron Component Complex Limited	Kerala
432	Keltron Electro Ceramics Limited	Kerala
433	Kerala Academy for Skills Excellence	Kerala



Sr No	Company Name	State
434	The Kerala Agro Industries Corporation Limited	Kerala
435	Kerala Agro Machinery Corporation Limited	Kerala
436	Kerala Aqua Ventures International Limited	Kerala
437	Kerala Artisans Development Corporation Limited	Kerala
438	Kerala Automobiles Limited	Kerala
439	The Kerala Ceramics Limited	Kerala
440	Kerala Clays and Ceramic Products Limited	Kerala
441	Kerala Electrical and Allied Engineering Company Limited	Kerala
442	Kerala Feeds Limited	Kerala
443	Kerala Forest Development Corporation Limited	Kerala
444	Kerala High Speed Rail Corporation Limited	Kerala
445	Kerala Irrigation Infrastructure Development Corporation Limited	Kerala
446	The Kerala Land Development Corporation Limited	Kerala
447	Kerala Livestock Development Board Limited	Kerala
448	Kerala Medical Services Corporation Limited	Kerala
449	The Kerala Minerals and Metals Limited	Kerala
450	Kerala Police Housing and Construction Corporation Limited	Kerala
451	Kerala Rapid Transit Corporation Limited (Erstwhile Kerala Monorail Corporation Limited)	Kerala
452	Kerala School Teachers and Non-teaching Staff Welfare Corporation Limited	Kerala
453	Kerala Shipping and Inland Navigation Corporation Limited	Kerala
454	Kerala Small Industries Development Corporation Limited	Kerala
455	The Kerala State Backward Classes Development Corporation Limited	Kerala
456	Kerala State Bamboo Corporation Limited	Kerala
457	Kerala State Beverages (Manufacturing and Marketing) Corporation Limited	Kerala
458	The Kerala State Cashew Development Corporation Limited	Kerala
459	The Kerala State Civil Supplies Corporation Limited	Kerala
460	Kerala State Coastal Area Development Corporation Limited	Kerala
461	Kerala State Coconut Development Corporation Limited	Kerala
462	The Kerala State Coir Corporation Limited	Kerala
463	Kerala State Coir Machinery Manufacturing Company Limited	Kerala
464	Kerala State Construction Corporation Limited	Kerala
465	Kerala State Development Corporation for Christian Converts from Scheduled Castes & the Recommended Communities Limited	Kerala
466	Kerala State Development Corporation for Scheduled Castes and Scheduled Tribes Limited	Kerala
467	Kerala State Drugs and Pharmaceuticals Limited	Kerala
468	Kerala State Electricity Board Limited	Kerala
469	Kerala State Electronics Development Corporation Limited	Kerala
470	Kerala State Ex-Servicemen Development and Rehabilitation Corporation Limited	Kerala
471	Kerala State Film Development Corporation Limited	Kerala
472	The Kerala State Financial Enterprises Limited	Kerala
473	Kerala State Handicapped Persons' Welfare Corporation Limited	Kerala

Sr No	Company Name	State
474	Kerala State Handloom Development Corporation Limited	Kerala
475	Kerala State Horticultural Products Development Corporation Limited	Kerala
476	Kerala State Housing Development Finance Corporation Limited	Kerala
477	Kerala State Industrial Development Corporation Limited	Kerala
478	Kerala State Industrial Enterprises Limited	Kerala
479	Kerala State Information Technology Infrastructure Limited	Kerala
480	Kerala State Maritime Development Corporation Limited	Kerala
481	Kerala State Mineral Development Corporation Limited	Kerala
482	Kerala State Minorities Development Finance Corporation	Kerala
483	Kerala State Palmyrah Products Development and Workers' Welfare Corporation Limited	Kerala
484	Kerala State Poultry Development Corporation Limited	Kerala
485	Kerala State Power and Infrastructure Finance Corporation Limited	Kerala
486	Kerala State Textile Corporation Limited	Kerala
487	Kerala State Welfare Corporation for Forward Communities	Kerala
488	Kerala State Women's Development Corporation Limited	Kerala
489	Kerala Tourism Development Corporation Limited	Kerala
490	Kerala Tourism Infrastructure Limited	Kerala
491	Kerala Transport Development Finance Corporation Limited	Kerala
492	Kerala Urban & Rural Development Finance Corporation Limited	Kerala
493	KINESCO Power and Utilities Private Limited	Kerala
494	Kinfra Export Promotion Industrial Parks Limited	Kerala
495	Kinfra Film and Video Park Limited	Kerala
496	Kinfra International Apparel Parks Limited	Kerala
497	Malabar Cements Limited	Kerala
498	Malabar Distilleries Limited	Kerala
499	Marine Products Infrastructure Development Corporation Limited	Kerala
500	Meat Products of India Limited	Kerala
501	The Metal Industries Limited	Kerala
502	Norka Roots	Kerala
503	Oil Palm India Limited	Kerala
504	Overseas Development and Employment Promotion Consultants Limited	Kerala
505	The Pharmaceutical Corporation (Indian Medicines) Kerala Limited	Kerala
506	The Plantation Corporation of Kerala Limited	Kerala
507	Pratheeksha Bus Shelters Kerala Limited	Kerala
508	The Rehabilitation Plantations Limited	Kerala
509	Road Infrastructure Company Kerala Limited	Kerala
510	Roads and Bridges Development Corporation of Kerala Limited	Kerala
511	SAIL- SCL Kerala Limited	Kerala
512	Sitaram Textiles Limited	Kerala
513	The State Farming Corporation of Kerala Limited	Kerala

Sr No	Company Name	State
514	Steel and Industrial Forgings Limited	Kerala
515	Steel Industrials Kerala Limited	Kerala
516	Traco Cable Company Limited	Kerala
517	Transformers and Electricals Kerala Limited	Kerala
518	The Travancore Cements Limited	Kerala
519	The Travancore Sugars and Chemicals Limited	Kerala
520	Travancore Titanium Products Limited	Kerala
521	The Travancore-Cochin Chemicals Limited	Kerala
522	Trivandrum Engineering Science & Technology Research Park	Kerala
523	Trivandrum Spinning Mills Limited	Kerala
524	United Electrical Industries Limited	Kerala
525	Vazhakulam Agro and Fruit Processing Company Limited	Kerala
526	Vision Varkala Infrastructure Development Corporation Limited	Kerala
527	Vizhinjam International Seaport Limited	Kerala
528	Atal Indore City Transport Services Limited	Madhya Pradesh
529	Bansagar Thermal Power Company Limited	Madhya Pradesh
530	Bhopal City Link Limited	Madhya Pradesh
531	Crystal I.T. Park Indore Limited	Madhya Pradesh
532	Dada Dhuniwale Khandwa Power Limited	Madhya Pradesh
533	Industrial Infrastructure Development Corporation (Gwalior) M.P. Limited	Madhya Pradesh
534	Jabalpur City Transport Services Limited	Madhya Pradesh
535	Katni City Transport Services Limited	Madhya Pradesh
536	M.P. Audyogik Kendra Vikas Nigam (Bhopal) Limited	Madhya Pradesh
537	M.P. Audyogik Kendra Vikas Nigam (Indore) Limited	Madhya Pradesh
538	M.P. Audyogik Kendra Vikas Nigam (Jabalpur) Limited	Madhya Pradesh
539	M.P. Audyogik Kendra Vikas Nigam (Rewa) Limited	Madhya Pradesh
540	M.P. Audyogik Kendra Vikas Nigam (Sagar) Limited	Madhya Pradesh
541	M.P. Audyogik Kendra Vikas Nigam (Ujjain) Limited	Madhya Pradesh
542	M.P. Power Management Company Limited	Madhya Pradesh
543	M.P. Sainik Coal Mining Private Limited	Madhya Pradesh
544	M.P. Trade and Investment Facilitation Corporation Limited	Madhya Pradesh
545	Madhya Pradesh Adivasi Vitta Evam Vikas Nigam Limited	Madhya Pradesh
546	Madhya Pradesh Jal Nigam Maryadit	Madhya Pradesh
547	Madhya Pradesh Jaypee Minerals Limited	Madhya Pradesh
548	Madhya Pradesh Laghu Udyog Nigam Limited	Madhya Pradesh
549	Madhya Pradesh Madhya Kshetra Vidyut Vitaran Company Limited	Madhya Pradesh
550	Madhya Pradesh Paschim Kshetra Vidyut Vitaran Company Limited	Madhya Pradesh
551	Madhya Pradesh Pichhara Varg Tatha Alpsankhyak Vitta Evam Vikas Nigam Limited	Madhya Pradesh
552	Madhya Pradesh Plastic Park Development Corporation Limited	Madhya Pradesh
553	Madhya Pradesh Police Housing Corporation Limited	Madhya Pradesh

Sr No	Company Name	State
554	Madhya Pradesh Poorv Kshetra Vidyut Vitaran Company Limited	Madhya Pradesh
555	Madhya Pradesh Power Generating Company Limited	Madhya Pradesh
556	Madhya Pradesh Power Transmission Company Limited	Madhya Pradesh
557	Madhya Pradesh Rajya Van Vikas Nigam Limited	Madhya Pradesh
558	Madhya Pradesh Road Development Corporation Limited	Madhya Pradesh
559	Madhya Pradesh State Agro Industries Development Corporation Limited	Madhya Pradesh
560	Madhya Pradesh State Civil Supplies Corporation Limited	Madhya Pradesh
561	Madhya Pradesh State Electronics Development Corporation Limited	Madhya Pradesh
562	Madhya Pradesh State Industrial Development Corporation Limited	Madhya Pradesh
563	Madhya Pradesh State Mining Corporation Limited	Madhya Pradesh
564	Madhya Pradesh State Tourism Development Corporation Limited	Madhya Pradesh
565	Madhya Pradesh Urja Vikas Nigam Limited	Madhya Pradesh
566	Madhya Pradesh VikramUdyogpuri (Ujjain) Limited	Madhya Pradesh
567	MP AMRL (Bicharpur) Coal Company Limited	Madhya Pradesh
568	MP AMRL (MarkiBarka) Coal Company Limited	Madhya Pradesh
569	MP AMRL (Morga) Coal Company Limited	Madhya Pradesh
570	MP AMRL (Semaria) Coal Company Limited	Madhya Pradesh
571	MP Jay Pee Coal fields Limited	Madhya Pradesh
572	MP Jaypee Coal Limited	Madhya Pradesh
573	MP Monnet Mining Company Limited	Madhya Pradesh
574	Narmada Basin Projects Company Limited	Madhya Pradesh
575	Pithampur Auto Cluster Limited	Madhya Pradesh
576	Pithampur Jal Prabandhan Company Limited	Madhya Pradesh
577	The Provident Investment Company Limited	Madhya Pradesh
578	Sant Ravidas Madhya Pradesh Hasthashilp Evam Hathkargha Vikas Nigam Limited	Madhya Pradesh
579	SEZ Indore Limited	Madhya Pradesh
580	Shahpura Thermal Power Company Limited	Madhya Pradesh
581	Shri Singaji Power Project Limited	Madhya Pradesh
582	Ujjain City Transport Services Limited	Madhya Pradesh
583	Annasaheb Patil Arthik Magas Vikas Mahamandal Maryadit	Maharashtra
584	Aurangabad Industrial Township Limited	Maharashtra
585	Aurangabad Power Company Limited	Maharashtra
586	City & Industrial Development Corporation of Maharashtra Limited	Maharashtra
587	Development Corporation of Konkan Limited	Maharashtra
588	Dhopave Coastal Power Limited	Maharashtra
589	Forest Development Corporation of Maharashtra Limited	Maharashtra
590	Haffkine Ajintha Pharmaceuticals Limited	Maharashtra
591	Haffkine Bio-Pharmaceutical Corporation Limited	Maharashtra
592	Kolhapur Chitranagri Mahamandal Limited	Maharashtra
593	Krupanidhi Limited	Maharashtra

Sr No	Company Name	State
594	Maha Tamil Collieries Limited	Maharashtra
595	Mahagenco Ash Management Services Limited	Maharashtra
596	Mahaguj Collieries Limited	Maharashtra
597	Maharashtra Agro Industries Development Corporation Limited	Maharashtra
598	Maharashtra Airport Development Company Limited	Maharashtra
599	Maharashtra Co-operative Development Corporation Limited	Maharashtra
600	Maharashtra Ex-Servicemen Corporation Limited	Maharashtra
601	Maharashtra Film, Stage and Cultural Development Corporation Limited	Maharashtra
602	Maharashtra Fisheries Development Corporation Limited	Maharashtra
603	Maharashtra Insecticides Limited	Maharashtra
604	Maharashtra Patbandhare Vittiya Company Limited	Maharashtra
605	Maharashtra Petrochemicals Corporation Limited	Maharashtra
606	Maharashtra Power Development Corporation Limited	Maharashtra
607	Maharashtra Rajya Itar Magas Vargiya Vitta Ani Vikas Mahamandal Limited	Maharashtra
608	Maharashtra Small Scale Industries Development Corporation Limited	Maharashtra
609	Maharashtra State Electricity Distribution Company Limited	Maharashtra
610	Maharashtra State Electricity Transmission Company Limited	Maharashtra
611	The Maharashtra State Farming Corporation Limited	Maharashtra
612	Maharashtra State Handicapped Finance and Development Corporation Limited	Maharashtra
613	Maharashtra State Handlooms Corporation Limited	Maharashtra
614	Maharashtra State Mining Corporation Limited	Maharashtra
615	Maharashtra State Police Housing and Welfare Corporation Limited	Maharashtra
616	Maharashtra State Power Generation Company Limited	Maharashtra
617	Maharashtra State Powerlooms Corporation Limited	Maharashtra
618	Maharashtra State Road Development Corporation Limited	Maharashtra
619	Maharashtra State Seeds Corporation Limited	Maharashtra
620	Maharashtra Tourism Development Corporation Limited	Maharashtra
621	Maharashtra Urban Infrastructure Development Company Limited	Maharashtra
622	Maharashtra Urban Infrastructure Fund Trustee Company Limited	Maharashtra
623	Maharashtra Vikrikar Rokhe Pradhikaran Limited	Maharashtra
624	Mahatma Phule Backward Class Development Corporation Limited	Maharashtra
625	Mahatourism Corporation Limited	Maharashtra
626	Mahila Arthik Vikas Mahamandal	Maharashtra
627	Maulana Azad Alpasankyak Arthik Vikas Mahamandal Limited	Maharashtra
628	Mihan India Limited	Maharashtra
629	MSEB Holding Company Limited	Maharashtra
630	MSMC Adkoli Natural Resources Limited	Maharashtra
631	MSMC Warora Collieries Limited	Maharashtra
632	Nagpur Flying Club Private Limited	Maharashtra
633	Nagpur Mass Transport Company Private Limited	Maharashtra

Sr No	Company Name	State
634	Pune Smart City Development Corporation Limited	Maharashtra
635	Punyashloka Ahilyadevi Maharashtra Mendi Va Sheli Vikas Mahamandal Limited	Maharashtra
636	Sahitya Ratna Lokshahir Annabhau Sathe Development Corporation Limited	Maharashtra
637	Sant Rohidas Leather Industries and Charmakar Development Corporation Limited	Maharashtra
638	Shabari Adivasi Vitta Va Vikas Mahamandal Maryadit	Maharashtra
639	Shamrao Peje Kokan Itar Magasvarg Aarthik Vikas Mahamandal Limited	Maharashtra
640	Shivshahi Punarvasan Prakalp Limited	Maharashtra
641	Solapur City Development Corporation Limited	Maharashtra
642	Vasantryao Naik Vimukta Jatis & Nomadic Tribes Development Corporation Limited	Maharashtra
643	Western Maharashtra Development Corporation Limited	Maharashtra
644	Forest Development Corporation of Meghalaya Limited	Meghalaya
645	Mawmluh Cherra Cement Limited	Meghalaya
646	Meghalaya Bamboo Chips Limited	Meghalaya
647	Meghalaya Basin Management Agency	Meghalaya
648	Meghalaya Energy Corporation Limited	Meghalaya
649	Meghalaya Government Construction Corporation Limited	Meghalaya
650	Meghalaya Handloom & Handicrafts Development Corporation Limited	Meghalaya
651	Meghalaya Industrial Development Corporation Limited	Meghalaya
652	Meghalaya Infrastructure Development and Finance Corporation Limited	Meghalaya
653	Meghalaya Mineral Development Corporation Limited	Meghalaya
654	Meghalaya Power Distribution Corporation Limited	Meghalaya
655	Meghalaya Power Generation Corporation Limited	Meghalaya
656	Meghalaya Power Transmission Corporation Limited	Meghalaya
657	Meghalaya Tourism Development Corporation Limited	Meghalaya
658	Mizoram Agricultural Marketing Corporation Limited	Mizoram
659	Mizoram Food and Allied Industries Corporation Limited	Mizoram
660	Mizoram Handloom and Handicrafts Development Corporation Limited	Mizoram
661	Mizoram Mineral Development Corporation Limited	Mizoram
662	Zoram Electronics Development Corporation Limited	Mizoram
663	Zoram Industrial Development Corporation Limited	Mizoram
664	Nagaland Handloom & Handicrafts Development Corporation Limited	Nagaland
665	Nagaland Hotels Limited	Nagaland
666	Nagaland Industrial Development Corporation Limited	Nagaland
667	Nagaland Industrial Raw Materials Supply Corporation Limited	Nagaland
668	Nagaland State Mineral Development Corporation Limited	Nagaland
669	The Agricultural Promotion and Investment Corporation of Odisha Limited	Odisha
670	Angul Aluminium Park Private Limited	Odisha
671	Baitarni West Coal Company Limited	Odisha
672	Bhubaneswar Puri Transport Services Limited	Odisha
673	Bhubaneswar Smart City Limited	Odisha



Sr No	Company Name	State
674	Brahamani Railways Limited	Odisha
675	Ganjam Urban Transport Service Limited	Odisha
676	Green Energy Development Corporation of Odisha Limited	Odisha
677	GRIDCO Limited	Odisha
678	IDCO SEZ Development Limited	Odisha
679	IDCOL Ferro Chrome & Alloys Limited	Odisha
680	IDCOL Kalinga Iron Works Limited	Odisha
681	IDCOL Software Limited	Odisha
682	The Industrial Development Corporation of Odisha Limited	Odisha
683	Industrial Promotion and Investment Corporation of Odisha Limited	Odisha
684	Inland Waterways Consortium of Odisha Limited	Odisha
685	Kalinga Bidyut Prasaran Nigam Private Limited	Odisha
686	Kalinga Studios Limited	Odisha
687	Konark Jute Limited	Odisha
688	Lanjigarh Project Area Development Foundation	Odisha
689	The Mandakini B-Coal Corporation Limited	Odisha
690	Nuagaon Coal Company Limited	Odisha
691	The Odisha Agro Industries Corporation Limited	Odisha
692	Odisha Coal and Power Limited	Odisha
693	Odisha Construction Corporation Limited	Odisha
694	Odisha Electronics Park Limited	Odisha
695	The Odisha Film Development Corporation Limited	Odisha
696	Odisha Forest Development Corporation Limited	Odisha
697	Odisha Hydro Power Corporation Limited	Odisha
698	Odisha Lift Irrigation Corporation Limited	Odisha
699	Odisha Mineral Bearing Areas Development Corporation Limited	Odisha
700	Odisha Mineral Exploration Corporation Limited	Odisha
701	The Odisha Mining Corporation Limited	Odisha
702	Odisha Pisciculture Development Corporation Limited	Odisha
703	Odisha Power Generation Corporation Limited	Odisha
704	Odisha Power Transmission Corporation Limited	Odisha
705	Odisha Rural Housing and Development Corporation Limited	Odisha
706	The Odisha Small Industries Corporation Limited	Odisha
707	Odisha Sports Development and Promotion Company	Odisha
708	Odisha State Beverages Corporation Limited	Odisha
709	Odisha State Cashew Development Corporation Limited	Odisha
710	Odisha State Civil Supplies Corporation Limited	Odisha
711	Odisha State Medical Corporation Limited	Odisha
712	The Odisha State Police Housing and Welfare Corporation Limited	Odisha
713	Odisha State Seeds Corporation Limited	Odisha

Sr No	Company Name	State
714	Odisha Thermal Power Corporation Limited	Odisha
715	Odisha Tourism Development Corporation Limited	Odisha
716	Paradeep Plastic Park Limited	Odisha
717	Paradip Investment Region Development Limited	Odisha
718	Rourkela Smart City Limited	Odisha
719	Water Corporation of Odisha Limited	Odisha
720	Western Odisha Urban Transport Service Limited	Odisha
721	Pondicherry Industrial Promotion Development and Investment Corporation Limited	Puducherry
722	Pondicherry Textile Corporation Limited	Puducherry
723	Puducherry Adi-Draavidar Development Corporation Limited	Puducherry
724	Puducherry Agro Products, Food and Civil Supplies Corporation Limited	Puducherry
725	Puducherry Agro Service and Industries Corporation Limited	Puducherry
726	Puducherry Backward Classes and Minorities Development Corporation Limited	Puducherry
727	Puducherry Corporation for the Development of Women and Differently Abled Persons Limited	Puducherry
728	Puducherry Distilleries Limited	Puducherry
729	Puducherry Power Corporation Limited	Puducherry
730	Puducherry Road Transport Corporation Limited	Puducherry
731	Puducherry Tourism Development Corporation Limited	Puducherry
732	Swadeshee-Bharathee Textile Mills Limited	Puducherry
733	Gidderbaha Power Limited	Punjab
734	Greater Mohali City Bus Services Limited	Punjab
735	Gulmohar Tourist Complex (Holiday Home) Limited	Punjab
736	Punjab Agri Export Corporation Limited	Punjab
737	Punjab Agro Foodgrains Corporation Limited	Punjab
738	Punjab Agro Industries Corporation Limited	Punjab
739	Punjab Agro Juices Limited	Punjab
740	Punjab Agro Power Corporation Limited	Punjab
741	Punjab Communications Limited	Punjab
742	Punjab Genco Limited	Punjab
743	Punjab Information & Communication Technology Corporation Limited	Punjab
744	Punjab Municipal Infrastructure Development Company	Punjab
745	Punjab Police Housing Corporation Limited	Punjab
746	Punjab Police Security Corporation Limited	Punjab
747	Punjab Small Industries and Export Corporation Limited	Punjab
748	Punjab State Bus Stand Management Company Limited	Punjab
749	Punjab State Civil Supplies Corporation Limited	Punjab
750	Punjab State Container and Warehousing Corporation Limited	Punjab
751	Punjab State Forest Development Corporation Limited	Punjab
752	Punjab State Grains Procurement Corporation Limited	Punjab
753	Punjab State Industrial Development Corporation Limited	Punjab

Sr No	Company Name	State
754	Punjab State Power Corporation Limited	Punjab
755	Punjab State Seeds Corporation Limited	Punjab
756	Punjab State Transmission Corporation Limited	Punjab
757	Punjab Thermal Generation Limited	Punjab
758	Punjab Tourism Development Corporation Limited	Punjab
759	Punjab Water Resource Management & Development Corporation Limited	Punjab
760	Ajmer Vidyut Vitran Nigam Limited	Rajasthan
761	Banswara Thermal Power Company Limited	Rajasthan
762	Barmer Lignite Mining Company Limited	Rajasthan
763	Barmer Power Transmission Service Limited	Rajasthan
764	Barmer Thermal Power Company Limited	Rajasthan
765	Chhabra Power Limited	Rajasthan
766	Dholpur Gas Power Limited	Rajasthan
767	Giral Lignite Power Limited	Rajasthan
768	Hadoti Power Transmission Service Limited	Rajasthan
769	Jaipur Metro Rail Corporation Limited	Rajasthan
770	Jaipur Vidyut Vitran Nigam Limited	Rajasthan
771	Jodhpur Vidyut Vitran Nigam Limited	Rajasthan
772	Keshoraipatan Gas Thermal Power Company Limited	Rajasthan
773	Lake City Transmission Service Company Limited	Rajasthan
774	Pink City Transmission Service Company Limited	Rajasthan
775	Rajasthan Ex-Servicemen Corporation Limited	Rajasthan
776	Rajasthan Medical Services Corporation Limited	Rajasthan
777	Rajasthan Police Housing & Construction Corporation Limited	Rajasthan
778	Rajasthan Rajya Vidyut Prasaran Nigam Limited	Rajasthan
779	Rajasthan Rajya Vidyut Utpadan Nigam Limited	Rajasthan
780	Rajasthan Rajya Vidyut Vitran Vitta Nigam Limited	Rajasthan
781	Rajasthan Renewable Energy Corporation Limited	Rajasthan
782	Rajasthan Skill and Livelihoods Development Corporation	Rajasthan
783	The Rajasthan Small Industries Corporation Limited	Rajasthan
784	Rajasthan Solarpark Development Company Limited	Rajasthan
785	Rajasthan State Beverages Corporation Limited	Rajasthan
786	Rajasthan State Food & Civil Supplies Corporation Limited	Rajasthan
787	Rajasthan State Ganganagar Sugar Mills Limited	Rajasthan
788	Rajasthan State Gas Limited	Rajasthan
789	Rajasthan State Handloom Development Corporation Limited	Rajasthan
790	Rajasthan State Hotels Corporation Limited	Rajasthan
791	Rajasthan State Industrial Development and Investment Corporation Limited	Rajasthan
792	Rajasthan State Mines and Minerals Limited (Government Company since December 1974)	Rajasthan
793	Rajasthan State Petroleum Corporation Limited	Rajasthan

Sr No	Company Name	State
794	Rajasthan State Power Finance & Financial Services Corporation Limited	Rajasthan
795	Rajasthan State Road Development and Construction Corporation Limited	Rajasthan
796	Rajasthan State Seeds Corporation Limited	Rajasthan
797	Rajasthan Tourism Development Corporation Limited	Rajasthan
798	Rajasthan Urban Drinking Water Sewerage and Infrastructure Corporation Limited	Rajasthan
799	Rajasthan Urja Vikas Nigam Limited	Rajasthan
800	RajCOMP Info Services Limited	Rajasthan
801	Thar Power Transmission Service Limited	Rajasthan
802	Schedule Caste, Schedule Tribe and Other Backward Classes Development Corporation Limited	Sikkim
803	Sikkim Hatcheries Limited	Sikkim
804	Sikkim Industrial Development and Investment Corporation Limited	Sikkim
805	Sikkim Livestock Processing and Development Corporation	Sikkim
806	Sikkim Poultry Development Corporation Limited	Sikkim
807	Sikkim Power Development Corporation Limited	Sikkim
808	Sikkim Power Investment Corporation Limited	Sikkim
809	Sikkim Tourism Development Corporation	Sikkim
810	Teesta Urja Limited	Sikkim
811	Teestavalley Power Transmission Limited	Sikkim
812	Adyar Poonga	Tamil Nadu
813	Arasu Cable TV Corporation Limited	Tamil Nadu
814	Arasu Rubber Corporation Limited	Tamil Nadu
815	Electronics Corporation of Tamil Nadu Limited	Tamil Nadu
816	Guindy Industrial Estate Infrastructure Upgradation Company	Tamil Nadu
817	IT Expressway	Tamil Nadu
818	Madurai Thoothukudi Industrial Corridor Development Corporation Limited	Tamil Nadu
819	Metropolitan Transport Corporation (Chennai) Limited	Tamil Nadu
820	Nilakottai Food Park Limited	Tamil Nadu
821	Overseas Manpower Corporation Limited	Tamil Nadu
822	Pallavan Transport Consultancy Services Limited	Tamil Nadu
823	Perambalur Sugar Mills Limited	Tamil Nadu
824	Poompuhar Shipping Corporation Limited	Tamil Nadu
825	State Express Transport Corporation Tamil Nadu Limited	Tamil Nadu
826	State Industries Promotion Corporation of Tamil Nadu Limited	Tamil Nadu
827	Tamil Nadu Adi-draavidar Housing and Development Corporation Limited	Tamil Nadu
828	Tamil Nadu Backward Classes Economic Development Corporation Limited	Tamil Nadu
829	Tamil Nadu Cements Corporation Limited	Tamil Nadu
830	Tamil Nadu Civil Supplies Corporation Limited	Tamil Nadu
831	Tamil Nadu Corporation for Development of Women Limited	Tamil Nadu
832	Tamil Nadu Ex-servicemen's Corporation Limited	Tamil Nadu
833	Tamil Nadu Fisheries Development Corporation Limited	Tamil Nadu

Sr No	Company Name	State
834	Tamil Nadu Forest Plantation Corporation Limited	Tamil Nadu
835	Tamil Nadu Generation and Distribution Corporation Limited	Tamil Nadu
836	Tamil Nadu Handicrafts Development Corporation Limited	Tamil Nadu
837	Tamil Nadu Handloom Development Corporation Limited	Tamil Nadu
838	Tamil Nadu Industrial Development Corporation Limited	Tamil Nadu
839	Tamil Nadu Industrial Explosives Limited	Tamil Nadu
840	Tamil Nadu Industrial Investment Corporation Limited	Tamil Nadu
841	Tamil Nadu Infrastructure Fund Management Corporation Limited	Tamil Nadu
842	Tamil Nadu Magnesite Limited	Tamil Nadu
843	Tamil Nadu Medical Services Corporation Limited	Tamil Nadu
844	Tamil Nadu Medicinal Plant Farms and Herbal Medicine Corporation Limited	Tamil Nadu
845	Tamil Nadu Minerals Limited	Tamil Nadu
846	Tamil Nadu Minorities Economic Development Corporation Limited	Tamil Nadu
847	Tamil Nadu Newsprint and Papers Limited	Tamil Nadu
848	Tamil Nadu Paints and Allied Products Limited	Tamil Nadu
849	Tamil Nadu Police Housing Corporation Limited	Tamil Nadu
850	Tamil Nadu Polymer Industries Park Limited	Tamil Nadu
851	Tamil Nadu Power Finance and Infrastructure Development Corporation Limited	Tamil Nadu
852	Tamil Nadu Road Development Company Limited	Tamil Nadu
853	Tamil Nadu Road Infrastructure Development Corporation	Tamil Nadu
854	Tamil Nadu Rural Housing and Infrastructure Development Corporation Limited	Tamil Nadu
855	Tamil Nadu Salt Corporation Limited	Tamil Nadu
856	Tamil Nadu Skill Development Corporation Limited	Tamil Nadu
857	Tamil Nadu Small Industries Corporation Limited	Tamil Nadu
858	Tamil Nadu Small Industries Development Corporation Limited	Tamil Nadu
859	Tamil Nadu State Marketing Corporation Limited	Tamil Nadu
860	Tamil Nadu State Transport Corporation (Coimbatore) Limited	Tamil Nadu
861	Tamil Nadu State Transport Corporation (Kumbakonam) Limited	Tamil Nadu
862	Tamil Nadu State Transport Corporation (Madurai) Limited	Tamil Nadu
863	Tamil Nadu State Transport Corporation (Salem) Limited	Tamil Nadu
864	Tamil Nadu State Transport Corporation (Tirunelveli) Limited	Tamil Nadu
865	Tamil Nadu State Transport Corporation (Villupuram) Limited	Tamil Nadu
866	Tamil Nadu Sugar Corporation Limited	Tamil Nadu
867	Tamil Nadu Tea Plantation Corporation Limited	Tamil Nadu
868	Tamil Nadu Textiles Corporation Limited	Tamil Nadu
869	Tamil Nadu Tourism Development Corporation Limited	Tamil Nadu
870	Tamil Nadu Transmission Corporation Limited	Tamil Nadu
871	Tamil Nadu Transport Development Finance Corporation Limited	Tamil Nadu
872	Tamil Nadu Urban Finance and Infrastructure Development Corporation Limited	Tamil Nadu
873	Tamil Nadu Zari Limited	Tamil Nadu

Sr No	Company Name	State
874	TICEL Bio Park Limited	Tamil Nadu
875	TIDEL Park Coimbatore Limited	Tamil Nadu
876	TIDEL Park Limited	Tamil Nadu
877	TNEB Limited	Tamil Nadu
878	Udangudi Power Corporation Limited	Tamil Nadu
879	Andhra Pradesh Film, Television and Theatre Development Corporation Limited	Telangana
880	Andhra Pradesh Rajiv Swagruha Corporation Limited	Telangana
881	Andhra Pradesh Tribal Power Company Limited	Telangana
882	APMDC-SCCL Suliyari Coal Company Limited	Telangana
883	Damodara Minerals Private Limited	Telangana
884	E-City Manufacturing Cluster Limited	Telangana
885	Fab City SPV (India) Private Limited	Telangana
886	Hyderabad Growth Corridor Limited	Telangana
887	Hyderabad Metro Rail Limited	Telangana
888	Infrastructure Corporation of Andhra Pradesh Limited	Telangana
889	Kaleshwaram Irrigation Project Corporation Limited	Telangana
890	Maheshwaram Science Park Limited	Telangana
891	The Nizam Sugars Limited	Telangana
892	Northern Power Distribution Company of Telangana Limited	Telangana
893	Pashamylaram Textiles Park	Telangana
894	The Singareni Collieries Company Limited	Telangana
895	Southern Power Distribution Company of Telangana Limited	Telangana
896	Telangana Drinking Water Supply Corporation Limited	Telangana
897	Telangana State Horticulture Development Corporation Limited	Telangana
898	Tripura Forest Development & Plantation Corporation Limited	Tripura
899	Tripura Handloom and Handicrafts Development Corporation Limited	Tripura
900	Tripura Horticulture Corporation Limited	Tripura
901	Tripura Industrial Development Corporation Limited	Tripura
902	Tripura Jute Mills Limited	Tripura
903	Tripura Natural Gas Company Limited	Tripura
904	Tripura Rehabilitation Plantation Corporation Limited	Tripura
905	Tripura Small Industries Corporation Limited	Tripura
906	Tripura State Electricity Corporation Limited	Tripura
907	Tripura Tea Development Corporation Limited	Tripura
908	Tripura Tourism Development Corporation Limited	Tripura
909	Tripura Urban Transport Company Limited	Tripura
910	Agra Mathura City Transport Services Limited	Uttar Pradesh
911	Allahabad City Transport Services Limited	Uttar Pradesh
912	Almora Magnesite Limited	Uttar Pradesh
913	Dakshinanchal Vidyut Vitaran Nigam Limited	Uttar Pradesh



Sr No	Company Name	State
914	Jawaharpur Vidyut Utpadan Nigam Limited	Uttar Pradesh
915	Kanpur City Transport Services Limited	Uttar Pradesh
916	Kanpur Electricity Supply Company Limited	Uttar Pradesh
917	Lucknow City Transport Services Limited	Uttar Pradesh
918	Lucknow Metro Rail Corporation Limited	Uttar Pradesh
919	Madhyanchal Vidyut Vitaran Nigam Limited	Uttar Pradesh
920	Meerut City Transport Services Limited	Uttar Pradesh
921	Noida Metro Rail Corporation Limited	Uttar Pradesh
922	Pashchimanchal Vidyut Vitaran Nigam Limited	Uttar Pradesh
923	The Pradeshiya Industrial and Investment Corporation of UP Limited	Uttar Pradesh
924	Purvanchal Vidyut Vitaran Nigam Limited	Uttar Pradesh
925	Shreertron India Limited	Uttar Pradesh
926	Sonebhadra Power Generation Company Limited	Uttar Pradesh
927	U.P. Projects Corporation Limited	Uttar Pradesh
928	U.P. Purva Sainik Kalyan Nigam Limited	Uttar Pradesh
929	U.P. State Construction & Infrastructure Development Corporation Limited	Uttar Pradesh
930	U.P. State Industrial Development Corporation Limited	Uttar Pradesh
931	U.P. Electronics Corporation Limited	Uttar Pradesh
932	UCM Coal Company Limited	Uttar Pradesh
933	UPSIDC Power Company Limited	Uttar Pradesh
934	Uptron India Limited	Uttar Pradesh
935	Uptron Powertronics Limited	Uttar Pradesh
936	Uttar Pradesh (Madhya) Ganna Beej EvamVikas Nigam Limited	Uttar Pradesh
937	Uttar Pradesh (Paschim) Ganna Beej EvamVikas Nigam Limited	Uttar Pradesh
938	Uttar Pradesh Alpsankhyak Vitty Avam Vikas Nigam Limited	Uttar Pradesh
939	Uttar Pradesh Beej Vikas Nigam Limited	Uttar Pradesh
940	Uttar Pradesh Bhumi Sudhar Nigam	Uttar Pradesh
941	Uttar Pradesh Development Systems Corporation Limited	Uttar Pradesh
942	Uttar Pradesh Drugs and Pharmaceuticals Limited	Uttar Pradesh
943	Uttar Pradesh Food and Essential Commodities Corporation Limited	Uttar Pradesh
944	Uttar Pradesh Handicraft & Marketing Development Corporation Limited	Uttar Pradesh
945	Uttar Pradesh Jal Vidyut Nigam Limited	Uttar Pradesh
946	Uttar Pradesh MahilaKalyan Nigam Limited	Uttar Pradesh
947	Uttar Pradesh MatsyaVikas Nigam Limited	Uttar Pradesh
948	Uttar Pradesh Pichhara Varg Vitta Evam Vikas Nigam Limited	Uttar Pradesh
949	Uttar Pradesh Police Avas Nigam Limited	Uttar Pradesh
950	Uttar Pradesh Power Corporation Limited	Uttar Pradesh
951	Uttar Pradesh Power Transmission Corporation Limited	Uttar Pradesh
952	Uttar Pradesh Rajkiya Nirman Nigam Limited	Uttar Pradesh
953	Uttar Pradesh Rajya Chini Avam Ganna Vikas Nigam Limited	Uttar Pradesh

Sr No	Company Name	State
954	Uttar Pradesh Rajya Vidyut Utpadan Nigam Limited	Uttar Pradesh
955	Uttar Pradesh Scheduled Castes Finance and Development Corporation Limited	Uttar Pradesh
956	Uttar Pradesh Small Industries Corporation Limited	Uttar Pradesh
957	Uttar Pradesh State Agro Industrial Corporation Limited	Uttar Pradesh
958	Uttar Pradesh State Bridge Corporation Limited	Uttar Pradesh
959	Uttar Pradesh State Handloom Corporation Limited	Uttar Pradesh
960	Uttar Pradesh State Leather Development and Marketing Corporation Limited	Uttar Pradesh
961	Uttar Pradesh State Spinning Company Limited	Uttar Pradesh
962	Uttar Pradesh State Sugar Corporation Limited	Uttar Pradesh
963	Uttar Pradesh State Tourism Development Corporation Limited	Uttar Pradesh
964	Uttar Pradesh State Yarn Company Limited	Uttar Pradesh
965	Uttar Pradesh Waqf Vikas Nigam Limited	Uttar Pradesh
966	Varanasi City Transport Services Limited	Uttar Pradesh
967	Yamuna Power Generation Corporation Limited	Uttar Pradesh
968	Doiwala Sugar Company Limited	Uttarakhand
969	Garhwal Anusuchit Janjati Vikas Nigam Limited	Uttarakhand
970	Garhwal Mandal Vikas Nigam Limited	Uttarakhand
971	Kichha Sugar Company Limited	Uttarakhand
972	Kumaon Anusuchit Janjati Vikas Nigam Limited	Uttarakhand
973	Kumaon Mandal Vikas Nigam Limited	Uttarakhand
974	Power Transmission Corporation of Uttarakhand Limited	Uttarakhand
975	State Industrial Development Corporation of Uttarakhand Limited	Uttarakhand
976	Trans cables Limited	Uttarakhand
977	Uttar Pradesh Digitals Limited	Uttarakhand
978	Uttar Pradesh Hill Electronics Corporation Limited	Uttarakhand
979	Uttarakhand Bahudeshia Vitta Evam Vikas Nigam Limited	Uttarakhand
980	Uttarakhand Jal Vidhyut Nigam Limited	Uttarakhand
981	Uttarakhand Power Corporation Limited	Uttarakhand
982	Uttarakhand Project Development and Construction Corporation Limited	Uttarakhand
983	Uttarakhand Purva Sainik Kalyan Udham Limited	Uttarakhand
984	Uttarakhand Seed & Tarai Development Corporation Limited	Uttarakhand
985	Uttarakhand State Infrastructure Development Corporation Limited	Uttarakhand
986	Basumati Corporation Limited	West Bengal
987	Britannia Engineering Limited	West Bengal
988	Durgapur Chemicals Limited	West Bengal
989	The Durgapur Projects Limited	West Bengal
990	Eastern Distilleries and Chemicals Limited	West Bengal
991	The Electro Medical and Allied Industries Limited	West Bengal
992	Gluconate Health Limited	West Bengal
993	Greater Calcutta Gas Supply Corporation Limited	West Bengal

Sr No	Company Name	State
994	Mackintosh Burn Limited	West Bengal
995	Mayurakshi Cotton Mills (1990) Limited	West Bengal
996	National Iron and Steel Company (1984) Limited	West Bengal
997	Neo Pipes and Tubes Company Limited	West Bengal
998	New Town Electric Supply Company Limited	West Bengal
999	New Town Telecom Infrastructure Development Company Limited	West Bengal
1000	Paschimbanga Agri Marketing Corporation Limited	West Bengal
1001	Saraswaty Press Limited	West Bengal
1002	The Shalimar Works (1980) Limited	West Bengal
1003	Silpabarta Printing Press Limited	West Bengal
1004	The State Fisheries Development Corporation Limited	West Bengal
1005	Sundarban Infrastructure Development Corporation Limited	West Bengal
1006	Webel Electronic Communication Systems Limited	West Bengal
1007	Webel Informatics Limited	West Bengal
1008	Webel Mediatronics Limited	West Bengal
1009	Webel Technology Limited	West Bengal
1010	Webel Venture Capital Limited	West Bengal
1011	WEBFIL Limited	West Bengal
1012	West Bengal Agro Industries Corporation Limited	West Bengal
1013	West Bengal Dairy and Poultry Development Corporation Limited	West Bengal
1014	West Bengal Electronics Industry Development Corporation Limited	West Bengal
1015	West Bengal Essential Commodities Supply Corporation Limited	West Bengal
1016	West Bengal Film Development Corporation Limited	West Bengal
1017	West Bengal Fisheries Corporation Limited	West Bengal
1018	West Bengal Forest Development Corporation Limited	West Bengal
1019	West Bengal Green Energy Development Corporation Limited	West Bengal
1020	West Bengal Handicrafts Development Corporation Limited	West Bengal
1021	West Bengal Highway Development Corporation Limited	West Bengal
1022	West Bengal Housing Infrastructure Development Corporation Limited	West Bengal
1023	West Bengal Industrial Development Corporation Limited	West Bengal
1024	West Bengal Infrastructure Development Finance Corporation Limited	West Bengal
1025	West Bengal Livestock Development Corporation Limited	West Bengal
1026	West Bengal Medical Services Corporation Limited	West Bengal
1027	West Bengal Mineral Development and Trading Corporation Limited	West Bengal
1028	West Bengal Pharmaceutical and Phytochemical Development Corporation Limited	West Bengal
1029	West Bengal Police Housing & Infrastructure Development Corporation Limited	West Bengal
1030	The West Bengal Power Development Corporation Limited	West Bengal
1031	The West Bengal Small Industries Development Corporation Limited	West Bengal
1032	West Bengal State Electricity Distribution Company Limited	West Bengal
1033	West Bengal State Electricity Transmission Company Limited	West Bengal

Sr No	Company Name	State
1034	West Bengal State Food Processing and Horticulture Development Corporation Limited	West Bengal
1035	West Bengal State Minor Irrigation Corporation Limited	West Bengal
1036	West Bengal State Seed Corporation Limited	West Bengal
1037	West Bengal Surface Transport Corporation Limited	West Bengal
1038	West Bengal Swarojgar Corporation Limited	West Bengal
1039	West Bengal Text Book Corporation (P) Limited	West Bengal
1040	West Bengal Tourism Development Corporation Limited	West Bengal
1041	West Bengal Trade Promotion Organisation	West Bengal
1042	West Bengal Transport Corporation Limited	West Bengal
1043	West Bengal Transport Infrastructure Development Corporation Limited	West Bengal
1044	West Bengal Wasteland Development Corporation Limited	West Bengal
1045	West Bengal Women Development Undertaking	West Bengal
1046	Westing House Saxby Farmer Limited	West Bengal

Note: 'Working government companies' as per latest data provided by 'Report of the Comptroller and Auditor General of India on Public Sector Undertakings' for respective states have been considered. Statutory Corporations are excluded.

State	Source of State PSUs
Andhra Pradesh	Report of the Comptroller and Auditor General of India on Public Sector Undertakings for the year ended March 2017, Government of Andhra Pradesh Report No. 3 of 2018
Arunachal Pradesh	Report of the Comptroller and Auditor General of India on (Social, Economic, Revenue and Economic (SPSUs) Sectors) For the year ended 31 March 2014, Government of Arunachal Pradesh (Report No. 1 of 2015)
Assam	Report of the Comptroller and Auditor General of India on Public Sector Undertakings for the year ended 31 March 2017, Government of Assam Report No. 1 of 2018
Bihar	Report of the Comptroller and Auditor General of India on Public Sector Undertakings for the year ended 31 March 2016, Government of Bihar Report No. 3 of the year 2017
Chhattisgarh	Report of the Comptroller and Auditor General of India on Public Sector Undertakings for the year ended 31 March 2016, Government of Chhattisgarh Report No. 01 of the year 2017
Delhi	Report of the Comptroller and Auditor General of India on Revenue and Social and Economic Sectors (PSUs) for the year ended 31 March 2017, Government of National Capital Territory of Delhi Report No. 2 of the year 2018
Goa	Report of the Comptroller and Auditor General of India for the year ended 31 March 2015, Government of Goa
Gujarat	Report of the Comptroller and Auditor General of India on Public Sector Undertakings for the year ended 31 March 2016, Government of Gujarat (Report No. 1 of the year 2017)
Haryana	Report of the Comptroller and Auditor General of India on Public Sector Undertakings (Social, General and Economic Sectors) for the year ended 31 March 2017, Government of Haryana Report No. 2 of the year 2017
Himachal Pradesh	Report of the Comptroller and Auditor General of India on Public Sector Undertakings (Economic Sector) for the year ended 31 March 2015, Government of Himachal Pradesh Report No. 2 of the year 2016
Jammu and Kashmir	Report of the Comptroller and Auditor General of India on Revenue Sector and Public Sector Undertakings (Social, General and Economic Sectors) for the year ended 31 March 2016, Government of Jammu and Kashmir Report No. 6 of the year 2016
Jharkhand	Report of the Comptroller and Auditor General of India on Public Sector Undertakings for the year ended 31 March 2016, Government of Jharkhand Report No. 2 of the year 2017
Karnataka	Report of the Comptroller and Auditor General of India on Public Sector Undertakings for the year ended March 2017, Government of Karnataka Report No. 3 of the year 2018
Kerala	Report of The Comptroller and Auditor General of India on Public Sector Undertakings for the year ended 31 March 2016, Government of Kerala Report No. 4 of the year 2017
Madhya Pradesh	Report of the Comptroller and Auditor General of India on Public Sector Undertakings for the year ended 31 March 2016, Government of Madhya Pradesh Report No. 1 of the year 2017
Maharashtra	Report of the Comptroller and Auditor General of India on Public Sector Undertakings for the year ended 31 March 2016, Government of Maharashtra Report No. 2 of the year 2017
Meghalaya	Report of the Comptroller and Auditor General of India on Social, Economic, General and Economic (PSUs) Sector for the year ended 31 March 2016, Government of Meghalaya Report No. 3 of 2017
Mizoram	Report of the Comptroller and Auditor General of India on General, Social, Economic, Revenue and Economic (PSUs) Sectors for the year ended 31 Mar 2014, Government of Mizoram
Nagaland	Report of the Comptroller and Auditor General of India on Social, Economic, Revenue and General Sectors For the year ended 31 March 2014, Government of Nagaland Report No. 1 of 2015
Odisha	Report of the Comptroller and Auditor General of India on Public Sector Undertakings for the year ended March 2017, Government of Odisha Report No. 5 of the year 2017
Puducherry	Report of the Comptroller and Auditor General of India for the year ended March 2015, Government of the Union Territory of Puducherry Report No. 1 of 2016
Punjab	Report of the Comptroller and Auditor General of India on Public Sector Undertakings (Social, General and Economic Sectors) for the year ended 31 March 2016, Government of Punjab Report No. 3 of the year 2016
Rajasthan	Report of the Comptroller and Auditor General of India on Public Sector Undertakings for the year ended 31 March 2017, Government of Rajasthan Report No. 4 of the year 2017

State	Source of State PSUs
Sikkim	Report of the Comptroller and Auditor General of India on Social, Economic and Revenue Sectors for the year ended March 2016, Government of Sikkim Report No. 3 of 2016
Tamil Nadu	Report of the Comptroller and Auditor General of India on Public Sector Undertakings for the year ended March 2016, Government of Tamil Nadu Report No. 7 of 2016
Telangana	Report of the Comptroller and Auditor General of India on Public Sector Undertakings for the year ended March 2017, Government of Telangana Report No. 1 of 2018
Tripura	Report of the Comptroller and Auditor General of India on Social, Economic, Revenue and General Sectors for the year ended 2015-16, Government of Tripura Report No. 3 of 2016
Uttar Pradesh	Report of the Comptroller and Auditor General of India on Public Sector Undertakings for the year ended 31 March 2016, Government of Uttar Pradesh Report No. 6 of the year 2016
Uttarakhand	Report of the Comptroller and Auditor General of India for the year ended 31 March 2016, Government of Uttarakhand Report No. 1 of the year 2017
West Bengal	Report of the Comptroller and Auditor General of India on Public Sector Undertakings for the year ended 31 March 2016, Government of West Bengal Report No. 2 of the year 2017



Drive your bank's growth  
with the next-generation risk  
intelligence platform from  
Dun & Bradstreet

ACCESS THE WORLD'S MOST  
INDISPENSABLE COMMERCIAL  
DATABASE IN A MODERN,  
DYNAMIC WAY.



A SOLUTION DESIGNED  
FOR THE WORK YOU DO.



A SOLUTION DESIGNED  
FOR THE BANKING  
INDUSTRY



dun & bradstreet

Prateek Tandon  
tandonp@dnb.com  
9833228334

Girish Jain  
jaing@dnb.com  
9820429887

Or email us at  
India@DNB.com

# List of Maharatna, Navratna and Miniratna CPSEs

Maharatna CPSEs		
1. Bharat Heavy Electricals Limited	4. GAIL (India) Limited	7. Oil and Natural Gas Corporation Limited
2. Bharat Petroleum Corporation Limited	5. Indian Oil Corporation Limited	8. Steel Authority of India Limited
3. Coal India Limited	6. NTPC Limited	
Navratna CPSEs		
1. Bharat Electronics Limited	7. National Aluminium Company Limited	13. Power Grid Corporation of India Limited
2. Container Corporation of India Limited	8. NBCC (India) Limited	14. Rashtriya Ispat Nigam Limited
3. Engineers India Limited	9. NMDC Limited	15. Rural Electrification Corporation Limited
4. Hindustan Aeronautics Limited	10. NLC India Limited	16. The Shipping Corporation of India Limited
5. Hindustan Petroleum Corporation Limited	11. Oil India Limited	
6. Mahanagar Telephone Nigam Limited	12. Power Finance Corporation Limited	
Miniratna Category - I CPSEs		
1. Airports Authority of India	31. KIOCL Limited	
2. Antrix Corporation Limited	32. Mazagon Dock Shipbuilders Limited	
3. Balmer Lawrie & Co Limited	33. Mahanadi Coalfields Limited	
4. Bharat Coking Coal Limited	34. MOIL Limited	
5. Bharat Dynamics Limited	35. Mangalore Refinery and Petrochemicals Limited	
6. BEML Limited	36. Mishra Dhatu Nigam Limited	
7. Bharat Sanchar Nigam Limited	37. MMTC Limited	
8. Bridge & Roof Co. (India) Limited	38. MSTC Limited	
9. Central Warehousing Corporation	39. National Fertilizers Limited	
10. Central Coalfields Limited	40. The National Small Industries Corporation Limited	
11. Chennai Petroleum Corporation Limited	41. National Seeds Corporation Limited	
12. Cochin Shipyard Limited	42. NHPC Limited	
13. Dredging Corporation of India Limited	43. Northern Coalfields Limited	
14. EdCIL (India) Limited	44. North Eastern Electric Power Corporation Limited	
15. Kamarajar Port Limited	45. Numaligarh Refinery Limited	
16. Garden Reach Shipbuilders & Engineers Limited	46. ONGC Videsh Limited	
17. Goa Shipyard Limited	47. Pawan Hans Limited	
18. Hindustan Copper Limited	48. Projects & Development India Limited	
19. HLL Lifecare Limited	49. RailTel Corporation of India Limited	
20. Hindustan Newsprint Limited	50. Rail Vikas Nigam Limited	
21. Hindustan Paper Corporation Limited	51. Rashtriya Chemicals and Fertilizers Limited	
22. Housing and Urban Development Corporation Limited	52. RITES Limited	
23. HSCC (India) Limited	53. SJVN Limited	
24. India Tourism Development Corporation Limited	54. Security Printing and Minting Corporation of India Limited	
25. Indian Rare Earths Limited	55. South Eastern Coalfields Limited	
26. Indian Railway Catering and Tourism Corporation Limited	56. The State Trading Corporation of India Limited	
27. Indian Railway Finance Corporation Limited	57. Telecommunications Consultants India Limited	
28. Indian Renewable Energy Development Agency Limited	58. THDC India Limited	
29. India Trade Promotion Organisation	59. Western Coalfields Limited	
30. Icon International Limited	60. WAPCOS Limited	
Miniratna Category - II CPSEs		
1. Artificial Limbs Manufacturing Corporation of India	9. HMT (International) Limited	
2. Bharat Pumps & Compressors Limited	10. Indian Medicines & Pharmaceutical Corporation Limited	
3. Broadcast Engineering Consultants India Limited	11. MECON Limited	
4. Central Mine Planning & Design Institute Limited	12. Mineral Exploration Corporation Limited	
5. Central Railside Warehouse Company Limited	13. National Film Development Corporation Limited	
6. Engineering Projects (India) Limited	14. PEC Limited	
7. FCI Aravali Gypsum & Minerals (India) Limited	15. Rajasthan Electronics & Instruments Limited	
8. Ferro Scrap Nigam Limited		

# Khushiyaon ki shuruuat aur zindagi bhar ka saath



UIN: 512N279V01

PLAN NO:815

LIC/06/16-1778/ENG

Enjoy **twin** benefits of  
**FULL PAYOUT** on maturity &  
continued **LIFELONG COVER**  
thereafter

- Minimum Basic Sum Assured: ₹1,00,000
- Age eligibility: **18-50 years**
- Maximum maturity age: 75 years
- Loan facility available
- Accidental Death & Disability Benefit Rider available

Follow us on:    LIC India Forever

Contact your agent/branch or visit our website [www.licindia.in](http://www.licindia.in)  
Or SMS 'YOUR CITY NAME' to 56767474 (eg. 'MUMBAI')

Beware of spurious phone calls and fictitious/fraudulent offers. IRDAI clarifies to public that • IRDAI or its officials do not involve in activities like sale of any kind of insurance or financial products nor invest premium. • IRDAI does not announce any bonus. Public receiving such phone calls are requested to lodge a police complain along with details of phone call, number.



For more details on risk factors, terms and conditions please read sales brochure carefully before concluding a Sale.

IRDAI Regn No.:512

Har pal aapke saath



# Listings of Profiled Central PSUs





ऑयल इंडिया लिमिटेड  
(भारत सरकार का उद्यम)

**Oil India Limited**  
(A Government of India Enterprise)

*Conquering Newer Horizons*

# At the Heart of Our Business is a Nation's Progress



## Our Passion to Energize Moves India Forward

Oil India Limited (OIL) is India's leading Navratna National Oil & Gas Company with strong Pan-India presence and a share of over 9% of the country's crude oil and natural gas production.

OIL's Mission is to be "The fastest growing energy company with global presence providing value to stakeholders."

OIL has been *Conquering Newer Horizons* with:

- Overseas E&P assets and business in Libya, Gabon, Nigeria, Yemen, Venezuela, USA, Mozambique, Myanmar, Bangladesh & Russia.
- Foray into Renewable Energy - Total installed capacity of 188.10 MW (comprising of 174.10 MW Wind and 14 MW Solar Energy Projects).
- International Credit Ratings- Moody's "Baa2" (stable) {higher than sovereign rating} and Fitch Rating "BBB-" (Stable) {equivalent to sovereign rating}.



connect@Oil-India



**Corporate Office :** Oil India Limited, Plot No. 19, Near Film City, Sector 16A, Noida, District - Gautam Budh Nagar, Uttar Pradesh-201301, India, Phone : +91-120-2419000, 2419200

**Registered Office :** Oil India Limited, Duliajan, Dist. Dibrugarh, Assam-786602, Phone : +91-374-2804510, 2800587, 2804901

Reach us at : [www.oil-india.com](http://www.oil-india.com)

Also follow us on :

CIN : L11101AS1959GOI001148

# India's Top PSUs 2018

Sr No	Company Name	Segment	Total Income FY17 (₹ Mn)
1	Agriculture Insurance Company of India Limited	Insurance	24,846.2
2	Air India Air Transport Services Limited	Non - Financial	6,245.3
3	Air India Engineering Services Limited	Non - Financial	7,404.8
4	Air India Express Limited*	Non - Financial	33,555.3
5	Air India Limited*	Non - Financial	221,776.8
6	Airline Allied Services Limited	Non - Financial	3,758.1
7	Airports Authority of India	Non - Financial	125,420.1
8	Andhra Bank	Banks	203,357.2
9	Andrew Yule & Company Limited	Non - Financial	4,493.5
10	Antrix Corporation Limited	Non - Financial	19,911.3
11	Artificial Limbs Manufacturing Corporation of India	Non - Financial	2,467.0
12	Balmer Lawrie & Co Limited	Non - Financial	19,011.7
13	Bank of Baroda	Banks	489,579.9
14	Bank of India#	Banks	460,631.8
15	BEL Optronics Devices Limited^	Non - Financial	1,451.9
16	BEML Limited	Non - Financial	28,971.1
17	Bengal Chemicals & Pharmaceuticals Limited	Non - Financial	1,102.5
18	Bharat Broadband Network Limited	Non - Financial	1,063.3
19	Bharat Coking Coal Limited	Non - Financial	91,721.3
20	Bharat Dynamics Limited	Non - Financial	51,865.6
21	Bharat Electronics Limited	Non - Financial	96,114.5
22	Bharat Heavy Electricals Limited	Non - Financial	304,710.8
23	Bharat Immunologicals and Biologicals Corporation Limited	Non - Financial	1,253.6
24	Bharat Petroleum Corporation Limited	Non - Financial	2,446,485.0
25	Bharat Sanchar Nigam Limited	Non - Financial	315,334.4
26	Biotechnology Industry Research Assistance Council	Non - Financial	1,417.4
27	Brahmaputra Crackers & Polymer Limited	Non - Financial	9,730.8
28	Brahmaputra Valley Fertilizer Corporation Limited	Non - Financial	4,627.4
29	Braithwaite & Company Limited	Non - Financial	1,506.2
30	The Braithwaite Burn and Jessop Construction Company Limited	Non - Financial	1,040.8
31	Bridge & Roof Co. (India) Limited*	Non - Financial	17,513.3
32	Broadcast Engineering Consultants India Limited	Non - Financial	1,845.0



Sr No	Company Name	Segment	Total Income FY17 (₹ Mn)
33	Burn Standard Company Limited^	Non - Financial	1,953.8
34	Canara Bank	Banks	489,420.4
35	Cement Corporation of India Limited	Non - Financial	3,797.2
36	Central Bank of India#	Banks	275,370.5
37	Central Coalfields Limited	Non - Financial	120,688.4
38	Central Electronics Limited*^	Non - Financial	2,882.7
39	Central Mine Planning & Design Institute Limited	Non - Financial	9,459.9
40	Central Warehousing Corporation	Non - Financial	16,062.9
41	Chennai Petroleum Corporation Limited	Non - Financial	406,475.7
42	Coal India Limited	Non - Financial	153,159.3
43	Cochin Shipyard Limited	Non - Financial	22,224.5
44	CONCOR Air Limited	Non - Financial	3,854.7
45	Container Corporation of India Limited	Non - Financial	58,953.7
46	Corporation Bank#	Banks	225,617.8
47	The Cotton Corporation of India Limited	Non - Financial	19,805.1
48	Dedicated Freight Corridor Corporation of India Limited	Non - Financial	1,513.8
49	Dena Bank#	Banks	114,330.7
50	Dredging Corporation of India Limited*	Non - Financial	5,996.9
51	Eastern Coalfields Limited	Non - Financial	109,283.1
52	ECGC Limited	Insurance	15,276.3
53	EdCIL (India) Limited	Non - Financial	1,682.2
54	Electronics Corporation of India Limited	Non - Financial	15,240.6
55	Engineering Projects (India) Limited*	Non - Financial	16,554.3
56	Engineers India Limited	Non - Financial	16,723.0
57	Export-Import Bank of India	FIs/NBFCs	92,353.4
58	Ferro Scrap Nigam Limited	Non - Financial	3,283.0
59	The Fertilizers and Chemicals Travancore Limited	Non - Financial	18,797.6
60	Food Corporation of India	Non - Financial	1,362,668.1
61	GAIL (India) Limited	Non - Financial	500,592.6
62	GAIL Gas Limited	Non - Financial	28,189.0
63	Garden Reach Shipbuilders & Engineers Limited	Non - Financial	11,579.6
64	General Insurance Corporation of India	Insurance	312,894.5
65	Goa Shipyard Limited	Non - Financial	11,023.7
66	The Handicrafts & Handlooms Exports Corporation of India Limited	Non - Financial	5,977.0
67	Heavy Engineering Corporation Limited	Non - Financial	4,285.1
68	Hindustan Aeronautics Limited	Non - Financial	195,994.5
69	Hindustan Copper Limited	Non - Financial	13,382.2
70	Hindustan Insecticides Limited	Non - Financial	3,658.5

Sr No	Company Name	Segment	Total Income FY17 (₹ Mn)
71	Hindustan Paper Corporation Limited^	Non - Financial	4,086.5
72	Hindustan Petroleum Corporation Limited*	Non - Financial	2,153,177.1
73	Hindustan Prefab Limited*^	Non - Financial	2,867.3
74	Hindustan Shipyard Limited	Non - Financial	6,391.2
75	Hindustan Steelworks Construction Limited	Non - Financial	11,960.5
76	HLL Lifecare Limited*	Non - Financial	10,647.1
77	HMT Machine Tools Limited	Non - Financial	2,261.3
78	Housing and Urban Development Corporation Limited	FIs/NBFCs	35,848.4
79	HPCL Biofuels Limited	Non - Financial	3,859.5
80	HSCC (India) Limited*	Non - Financial	16,192.5
81	IFCI Limited	FIs/NBFCs	28,742.4
82	India Infrastructure Finance Company Limited	FIs/NBFCs	39,026.4
83	India Tourism Development Corporation Limited	Non - Financial	4,951.4
84	India Trade Promotion Organisation	Non - Financial	3,889.7
85	Indian Bank	Banks	182,511.2
86	Indian Oil Corporation Limited	Non - Financial	4,496,425.2
87	Indian Railway Catering and Tourism Corporation Limited	Non - Financial	15,963.2
88	Indian Railway Finance Corporation Limited	FIs/NBFCs	90,476.6
89	Indian Rare Earths Limited	Non - Financial	5,147.8
90	Indian Renewable Energy Development Agency Limited	FIs/NBFCs	14,816.7
91	Ircon International Limited	Non - Financial	32,544.3
92	Ircon PB Tollway Limited	Non - Financial	1,787.7
93	Ircon Shivpuri Guna Tollway Limited	Non - Financial	2,947.4
94	ITI Limited	Non - Financial	19,039.9
95	Kamarajar Port Limited	Non - Financial	6,405.0
96	Kanti Bijlee Utpadan Nigam Limited	Non - Financial	4,163.0
97	Karnataka Antibiotics & Pharmaceuticals Limited	Non - Financial	3,760.3
98	KIOCL Limited	Non - Financial	10,857.3
99	Konkan Railway Corporation Limited	Non - Financial	21,526.0
100	Life Insurance Corporation of India	Insurance	4,926,748.2
101	Mahanadi Coalfields Limited	Non - Financial	164,682.9
102	Mahanagar Telephone Nigam Limited	Non - Financial	35,524.6
103	Mangalore Refinery and Petrochemicals Limited	Non - Financial	598,536.9
104	Mazagon Dock Shipbuilders Limited	Non - Financial	42,943.0
105	MECON Limited	Non - Financial	4,069.8
106	Mineral Exploration Corporation Limited	Non - Financial	3,647.0
107	Mishra Dhatu Nigam Limited	Non - Financial	8,330.9
108	MMTC Limited	Non - Financial	117,506.6

Sr No	Company Name	Segment	Total Income FY17 (₹ Mn)
109	MOIL Limited	Non - Financial	12,109.7
110	MSTC Limited	Non - Financial	14,975.2
111	National Aluminium Company Limited	Non - Financial	84,582.9
112	National Bank For Agriculture and Rural Development	FIs/NBFCs	222,769.1
113	National Fertilizers Limited	Non - Financial	77,078.1
114	National Film Development Corporation Limited	Non - Financial	1,681.5
115	National Handloom Development Corporation Limited	Non - Financial	33,076.6
116	National Informatics Centre Services Incorporated^	Non - Financial	13,270.7
117	National Insurance Company Limited	Insurance	145,560.3
118	National Projects Construction Corporation Limited*	Non - Financial	11,545.7
119	National Seeds Corporation Limited	Non - Financial	8,828.2
120	The National Small Industries Corporation Limited	Non - Financial	23,893.2
121	National Textile Corporation Limited	Non - Financial	12,422.5
122	NBCC (India) Limited	Non - Financial	63,679.6
123	NBCC Services Limited^	Non - Financial	1,087.8
124	The New India Assurance Company Limited	Insurance	225,508.9
125	NHDC Limited	Non - Financial	15,996.4
126	NHPC Limited	Non - Financial	87,298.4
127	NLC India Limited	Non - Financial	93,472.5
128	NLC Tamilnadu Power Limited	Non - Financial	26,241.0
129	NMDC Limited	Non - Financial	97,384.5
130	North Eastern Electric Power Corporation Limited	Non - Financial	14,355.3
131	Northern Coalfields Limited	Non - Financial	119,703.6
132	NTPC Limited	Non - Financial	793,423.0
133	NTPC Vidyut Vyapar Nigam Limited	Non - Financial	52,611.6
134	Nuclear Power Corporation of India Limited	Non - Financial	103,565.4
135	Numaligarh Refinery Limited	Non - Financial	143,172.1
136	Oil and Natural Gas Corporation Limited	Non - Financial	854,558.6
137	Oil India Limited	Non - Financial	111,910.7
138	ONGC Videsh Limited	Non - Financial	77,454.7
139	Oriental Bank of Commerce#	Banks	211,878.5
140	The Oriental Insurance Company Limited	Insurance	168,884.7
141	Patratu Vidyut Utpadan Nigam Limited	Non - Financial	1,824.1
142	Pawan Hans Limited*	Non - Financial	5,074.8
143	PEC Limited^	Non - Financial	42,747.8
144	PFC Consulting Limited	Non - Financial	1,206.7
145	Power Finance Corporation Limited	FIs/NBFCs	270,185.7
146	Power Grid Corporation of India Limited	Non - Financial	265,814.6


Sr No	Company Name	Segment	Total Income FY17 (₹ Mn)
147	Power System Operation Corporation Limited	Non - Financial	2,029.5
148	Punjab & Sind Bank	Banks	87,509.7
149	Punjab National Bank	Banks	562,273.6
150	Rail Vikas Nigam Limited	Non - Financial	61,707.4
151	RailTel Corporation of India Limited	Non - Financial	8,994.1
152	Rajasthan Electronics & Instruments Limited	Non - Financial	2,330.3
153	Rashtriya Chemicals and Fertilizers Limited	Non - Financial	72,911.5
154	Rashtriya Ispat Nigam Limited	Non - Financial	126,790.3
155	REC Power Distribution Company Limited	Non - Financial	1,915.7
156	RITES Limited	Non - Financial	15,085.7
157	Rural Electrification Corporation Limited	FIs/NBFCs	240,953.5
158	SAIL Refractory Company Limited	Non - Financial	1,465.2
159	Security Printing and Minting Corporation of India Limited	Non - Financial	61,039.0
160	The Shipping Corporation of India Limited	Non - Financial	35,921.0
161	SJVN Limited	Non - Financial	31,199.0
162	Small Industries Development Bank of India	FIs/NBFCs	63,458.0
163	Solar Energy Corporation of India Limited	Non - Financial	7,981.6
164	South Eastern Coalfields Limited	Non - Financial	201,499.3
165	State Bank of India	Banks	2,109,791.7
166	The State Trading Corporation of India Limited	Non - Financial	80,863.2
167	Steel Authority of India Limited	Non - Financial	503,027.1
168	Syndicate Bank	Banks	264,611.8
169	Telecommunications Consultants India Limited	Non - Financial	12,051.1
170	THDC India Limited	Non - Financial	22,359.7
171	Union Bank of India	Banks	376,245.8
172	United Bank of India#	Banks	116,145.3
173	United India Insurance Company Limited	Insurance	146,916.2
174	Uranium Corporation of India Limited	Non - Financial	12,727.1
175	Vijaya Bank	Banks	140,307.2
176	WAPCOS Limited	Non - Financial	9,754.4
177	Western Coalfields Limited	Non - Financial	77,826.9

Note: \* Denotes companies for which the government has proposed strategic disinvestment through majority stake sale, complete stake sale; merger/amalgamation as per the Department of Investment and Public Asset Management for the period of Feb 2017 – May 2018 or proposed to be shut down  
^ Refers to companies whose FY17 financial figures are taken as per the Public Enterprises Survey 2016-17, Annual Report on the performances of Central Public Sector Enterprises, Ministry of Heavy Industries and Public Enterprises, Department of Public Enterprises, Government of India  
# Refers to banks that are placed under the RBI's (Reserve Bank of India) Prompt Corrective Action (PCA) framework

भारत पर्यटन विकास निगम लि.  
India Tourism Development Corporation Ltd.  
(Fastest Growing Mini-Ratna PSU 2015-DSIJ)



The Torchbearer of India's Tourism Sector



**ITDC**

**One stop solution for  
all your Travel & Tourism needs**

**Hotel & Catering | Conferences & Conventions | Duty Free Shopping | Air Ticketing  
| Travel and Transportation | Hospitality Education and Training | Event Management  
| Publicity and Consultancy | Tourism Infrastructure Projects | Sound & Light Shows**

Regd. Office : Scope Complex, Core 8, 6th Floor, 7 Lodhi Road, New Delhi-110003 India  
Tel. : +91-11-24360303 Fax : +91-11-24360233  
E-mail : sales@itdc.co.in, Website : www.theashokgroup.com



# PROFILES OF TOP PSU's OF INDIA





# NFL

## Farmers' Friend... Nation's Pride



At National Fertilizers Limited, we seek the rewards of our leadership in the smiles of our prospering farmers. Something we accomplish by constantly serving them with quality fertilizers. Our rising turnover and expanding product line is inspired by our vision to see that every farmer is prospering. After all, progress of farmers is the key to Nation's prosperity.

The largest Urea manufacturer amongst Public Sector enterprises.

Brand 'Kisan' a household name in farming community.

5 Gas based fertilizer plants at Nangal, Panipat, Bathinda and Vijapur.

Agri-based business including trading of seeds, pesticides, Bentonite Sulphur etc.

Committed to serve the society through its dedicated CSR efforts for rural and underprivileged sections.



### NATIONAL FERTILIZERS LIMITED

(A Govt. of India Undertaking)

Corporate Office: A- 11, Sector -24, Noida -201301 (UP)

Website: [www.nationalfertilizers.com](http://www.nationalfertilizers.com)



# Non - Financial Segment

## Air India Air Transport Services Limited

Dun &amp; Bradstreet D-U-N-S® No 85-905-0410

Airlines House, 113 Gurudwara Rakabganj Road, New Delhi - 110001, Delhi  
Website: www.airindia.in

### About the Company

Air India Air Transport Services Ltd (AIATSL), founded in 2003, is a fully owned subsidiary of Air India Ltd formed to provide unified ground handling services at majority of the airports in India under the brand name 'Air India Airport Services'. The services include passenger handling, ramp handling, ULD repair facility, cargo handling & warehousing, technical assistance, diverted flight handling, charter handling, aircraft recovery assistance, airport handling training & development, and engineering / allied services. The company handles narrow body aircrafts and wide body aircrafts at Mumbai, Chennai, Kolkata, Kochi, Kozhikode, Ahmedabad, Amritsar, Lucknow, Guwahati and Goa.

Financial Snapshot (₹ Mn)		
Parameters	FY17	FY18
Total Income	6,245.3	N.A.
Net Profit	334.3	N.A.
Total Assets	6,916.2	N.A.
Ratios		
NPM (%)	5.4	N.A.
C/R (Times)	2.7	N.A.
'Ratna' Status (As of April 2018)		
-		

## Air India Engineering Services Limited

Dun &amp; Bradstreet D-U-N-S® No 65-067-6302

Airlines House, 113, Gurdwara Rakabganj Road, New Delhi-110001, Delhi  
Website: www.airindia.in

### About the Company

Air India Engineering Services Ltd (AIESL) was formed in Mar 2004, for Maintenance, Repair and Overhaul (MRO) activities of Airbus and Boeing fleet. The company offers maintenance services, engineering support services and specialised services including; Line Maintenance, Base Maintenance, Structural Repairs, Quality Assurance, CAM, Engine Borescopes, Project/Material/Asset Management, Avionics & Components overhaul, Facility & Equipment Support among others. Its network covers over 60 stations across cities like Delhi, Mumbai, Hyderabad, Kolkata and Thiruvananthapuram. It is approved by DGCA, Federal Aviation Administration, European Aviation Safety Agency, International Civil Aviation Organization and ISO-9001:2000.

Financial Snapshot (₹ Mn)		
Parameters	FY17	FY18
Total Income	7,404.8	N.A.
Net Profit	(5,051.6)	N.A.
Total Assets	6,057.5	N.A.
Ratios		
NPM (%)	(68.2)	N.A.
C/R (Times)	0.4	N.A.
'Ratna' Status (As of April 2018)		
-		

## Air India Express Limited

Dun &amp; Bradstreet D-U-N-S® No 91-830-1669

Air - India Express Building, Gandhi Square, D.H. Road, Kochi - 682016 Kerala  
Website: www.airindiaexpress.in

### About the Company

Air India Express Ltd (Air India Express Ltd) was founded in 2004 as a subsidiary of Air India Limited. The company provides international airline services to destinations in Gulf and South East Asia such as Dubai, Sharjah, Abu Dhabi, Bahrain, Dammam, Doha, Kuwait, Muscat, Singapore, Riyadh and Dhaka among others. It also offers ground and on-board services such as free standardized meals and limited on-board entertainment facilities along with web-based reservation system for booking flight tickets. It has a fleet of 23 B737-800 aircrafts with a capacity of 180 seats per airplane.

Financial Snapshot (₹ Mn)		
Parameters	FY17	FY18
Total Income	33,555.3	N.A.
Net Profit	2,967.5	N.A.
Total Assets	37,995.2	N.A.
Ratios		
NPM (%)	8.8	N.A.
C/R (Times)	0.2	N.A.
'Ratna' Status (As of April 2018)		
-		

## Air India Limited

Airlines House, 113, Gurudwara Rakabganj Road, New Delhi - 110001, Delhi  
Website: [www.airindia.in](http://www.airindia.in)

### About the Company

Air India was initially incorporated in July 1946; and further it was named as Air India Ltd (Air India) in 2007 after the merger of Indian Airlines Ltd with National Aviation Company of India Ltd. It provides air transport services and ground handling services. As of Mar 31, 2017, it had a fleet of 103 aircrafts including 70 owned, 10 leased and 23 sale-and-lease-backed. As on Mar 31 2017, Air India being a member of STAR Alliance had Free Flow Code Share arrangements with other STAR Alliance Members including Lufthansa, Austrian Airlines, Swiss, Ethiopian Airlines, Singapore Airlines, Turkish Airlines, Egypt Air, Asiana Airlines, and Air Canada.

Dun & Bradstreet D-U-N-S® No 65-033-4191

Financial Snapshot (₹ Mn)		
Parameters	FY17	FY18
Total Income	221,776.8	N.A.
Net Profit	(57,651.7)	N.A.
Total Assets	459,152.1	N.A.
Ratios		
NPM (%)	(26.0)	N.A.
C/R (Times)	0.2	N.A.
'Ratna' Status (As of April 2018)		
-		

## Airline Allied Services Limited

Old Lufthansa Hanger Building, IGI Airport, T-1, New Delhi – 110037, Delhi  
Website: [www.airindia.in](http://www.airindia.in)

### About the Company

Airline Allied Services Ltd (AASL) established in 1983, is a wholly owned subsidiary of Air India Ltd which commenced its operations in April 1996 under the brand name Alliance Air. The company primarily operates flights to Tier-2 and Tier-3 cities or those which link these cities to the metro hubs. The company provides support services such as air transport services and manage airplane purchase, lease and sale transactions. It hsd total 533 employees as on Mar 31, 2017. Presently, AASL has a fleet of 2 ATR 42-320 and 8 ATR 72-600 aircraft deployed to operate about 50 flights across 35 stations.

Dun & Bradstreet D-U-N-S® No 86-218-9982

Financial Snapshot (₹ Mn)		
Parameters	FY17	FY18
Total Income	3,758.1	N.A.
Net Profit	(2,827.2)	N.A.
Total Assets	3,049.9	N.A.
Ratios		
NPM (%)	(75.2)	N.A.
C/R (Times)	0.2	N.A.
'Ratna' Status (As of April 2018)		
-		

## Airports Authority of India

Rajiv Gandhi Bhawan, Safdarjung Airport, New Delhi - 110003, Delhi  
Website: [www.aai.aero](http://www.aai.aero)

### About the Company

Airports Authority of India (AAI) was formed in 1995 by merging National Airports Authority and International Airports Authority of India. AAI is involved in integrated development, expansion and modernization of the air traffic services, passenger terminals, operational areas and cargo facilities at the airports in the country. AAI owns and maintains 126 airports which include 21 international, 8 customs, 78 domestic airports and 19 civil enclaves at defense airfields. During FY17, AAI handled aircraft movement of 2.05 mn including 1.64 mn domestic aircraft movement and 0.4 mn international aircraft movement. In FY17, passengers handled increased by ~18.3% to ~265 mn; while freight handling increased by ~10.1%.

Dun & Bradstreet D-U-N-S® No 91-533-0307

Financial Snapshot (₹ Mn)		
Parameters	FY17	FY18
Total Income	125,420.1	N.A.
Net Profit	31,159.3	N.A.
Total Assets	267,812.1	N.A.
Ratios		
NPM (%)	24.8	N.A.
C/R (Times)	1.8	N.A.
'Ratna' Status (As of April 2018)		
Miniratna - I		

## Andrew Yule & Company Limited

Dun &amp; Bradstreet D-U-N-S® No 65-006-8893

Yule House, 8, Dr Rajendra Prasad Sarani, Kolkata - 700001, WB  
Website: www.andrewyule.com

### About the Company

Andrew Yule & Company Ltd (AYCL) was founded in 1863 by Andrew Yule. AYCL primarily operates in three divisions namely tea, engineering and electrical division. Under engineering division, the company offer products including industrial fans & blowers, air pollution control equipment and tea processing machinery. Also offers electrical products including power & distribution transformers, HT switchgears & LT control gears, flame proof switchgears, plant communication, voltage regulators & rectifiers. Under tea division, AYCL operates 15 premium tea plantations spread across Darjeeling, Assam, and Dooars of North Eastern India. In FY17 tea division accounted for 55% of company's total revenue followed by electrical division with 32% share.

Financial Snapshot (₹ Mn)		
Parameters	FY17	FY18
Total Income	4,493.5	N.A.
Net Profit	273.9	N.A.
Total Assets	4,078.8	N.A.
Ratios		
NPM (%)	6.1	N.A.
C/R (Times)	1.5	N.A.
'Ratna' Status (As of April 2018)		
-		

## Antrix Corporation Limited

Dun &amp; Bradstreet D-U-N-S® No 65-022-2854

Antariksh Bhavan, Near New BEL Road, Bengaluru - 560094, Karnataka  
Website: www.antrix.co.in

### About the Company

Antrix Corporation Ltd (Antrix) was incorporated in Sep 1992 as a wholly owned Gol company under the Department of Space. It is the commercial arm of ISRO engaged in providing space products and services. It facilitates the use of Indian Space assets for services including DTH, VSAT, mobile communications, Telemedicine and Tele-education. Antrix offers launch services for satellites into a variety of earth orbits through launch vehicles namely PSLV & GSLV, transponders lease services, remote sensing data services, mission support services along with turnkey solutions for launch and early orbit phase support, telemetry, and inorbit test service. Till Mar 31 2017, Antrix had launched 123 international customer satellites.

Financial Snapshot (₹ Mn)		
Parameters	FY17	FY18
Total Income	19,911.3	N.A.
Net Profit	2,180.1	N.A.
Total Assets	29,826.8	N.A.
Ratios		
NPM (%)	10.9	N.A.
C/R (Times)	2.7	N.A.
'Ratna' Status (As of April 2018)		
Miniratna - I		

## Artificial Limbs Manufacturing Corporation of India

Dun &amp; Bradstreet D-U-N-S® No 91-584-0453

GT Road, Kanpur- 209217, UP  
Website: www.alimco.in

### About the Company

Artificial Limbs Manufacturing Corporation of India (ALMCOI) is a non-profit making organization founded in 1972 under the ministry of Social Justice & Empowerment. It produces 355 different types of aids and appliances for orthopedically impaired, hearing impaired and visually handicapped people. The products includes orthotic and prosthetic appliances, spinal braces, cervical collars, and traction. ALMCOI also provides special tools and equipment required for fitment of orthotic & prosthetic assemblies by the Limb Fitting Centres. In FY17, it produced 92,970 tricycles, 48,905 wheel chairs, 80,779 crutches, 39,655 prosthetic upper and lower kit & components, 23,946 orthotic lower kits & components, and 121,367 hearing aids.

Financial Snapshot (₹ Mn)		
Parameters	FY17	FY18
Total Income	2,467.0	N.A.
Net Profit	557.4	N.A.
Total Assets	3,830.6	N.A.
Ratios		
NPM (%)	22.6	N.A.
C/R (Times)	3.2	N.A.
'Ratna' Status (As of April 2018)		
Miniratna - II		



## Balmer Lawrie & Co Limited

21, Netaji Subhas Road, Kolkata - 700001, WB  
Website: www.balmerlawrie.com

Dun & Bradstreet D-U-N-S® No 65-008-8917

### About the Company

Balmer Lawrie & Co Ltd (Balmer Lawrie) was incorporated in 1867 as a partnership firm in Kolkata. Eventually it was incorporated as a private limited company in 1924. In 2006, it was awarded a Mini-Ratna-I public sector enterprise status, under the Ministry of Petroleum & Natural Gas, GoI. The company has six strategic business units which are classified under manufacturing businesses and service businesses. Under manufacturing business, the company is engaged in industrial packaging, greases & lubricants, leather chemicals and refinery & oil field services. The company has three JV in India, two JV abroad and two subsidiaries.

Financial Snapshot (₹ Mn)		
Parameters	FY17	FY18
Total Income	19,011.7	18,301.4
Net Profit	1,704.2	1,848.2
Total Assets	17,935.2	18,518.5
Ratios		
NPM (%)	9.0	10.1
C/R (Times)	2.2	2.3
'Ratna' Status (As of April 2018)		
Miniratna - I		

## BEL Optronics Limited

EL 30 J Block, Bhosari Industrial Area, Pune - 411026, Maharashtra  
Website: www.bel-india.com

Dun & Bradstreet D-U-N-S® No 67-761-4447

### About the Company

BEL Optronics Limited (BELOP) was set up as a JV between Bharat Electronic Ltd (BEL) and Delft of Holland in 1990 and later became a subsidiary of BEL. The company was formed to enable the country to be self-reliant in technology for night vision devices. The company conducts the research, development and manufacturing of Image Intensifier Tubes and its associated high voltage power supply units used in military, security and commercial systems. As on 1 Apr, 2017, the order book status of the company stood at ₹ 402.4 bn, and it secured fresh orders worth ₹ 163 bn.

Financial Snapshot (₹ Mn)		
Parameters	FY17	FY18
Total Income	1,451.9	N.A.
Net Profit	48.2	N.A.
Total Assets	4,606.0	N.A.
Ratios		
NPM (%)	3.3	N.A.
C/R (Times)	1.1	N.A.
'Ratna' Status (As of April 2018)		
-		

## BEML Limited

BEML Soudha, 23 / 1, 4<sup>th</sup> Main, S R Nagar, Bengaluru - 560027, Karnataka  
Website: www.bemlindia.com

Dun & Bradstreet D-U-N-S® No 65-012-5305

### About the Company

BEML Ltd (BEML), formerly known as Bharat Earth Movers Ltd, is Miniratna-Category 1 company, incorporated in 1964 as a PSE for the manufacture of rail coaches, spare parts and mining equipment. BEML is engaged in three major business verticals, viz. mining & construction, defence and rail & metro. Under mining & construction, BEML offers bull dozers, excavators, rear dump trucks, etc. Under defence vertical, the company produces armoured recovery vehicle, aircraft towing tractor and mine plough, amongst others. Rail & metro vertical is engaged in the production of metro cars, rail coaches, track laying equipment, treasury vans and utility track vehicles, etc.

Financial Snapshot (₹ Mn)		
Parameters	FY17	FY18
Total Income	28,971.1	33,303.2
Net Profit	844.5	1,294.5
Total Assets	47,101.2	46,746.7
Ratios		
NPM (%)	2.9	3.9
C/R (Times)	2.3	2.2
'Ratna' Status (As of April 2018)		
Miniratna - I		



## Bengal Chemicals & Pharmaceuticals Limited

6 Ganesh Chandra Avenue, Kolkata - 700013, WB  
Website: www.bengalchemicals.co.in

Dun & Bradstreet D-U-N-S® No 65-017-3727

### About the Company

Bengal Chemicals & Pharmaceuticals Ltd (BCPL), formerly known as Bengal Chemical & Pharmaceutical Works Ltd, was established in 1901 by Acharya Prafulla Chandra Ray. BCPL was the first Indian company to manufacture chemicals, drugs, pharmaceuticals and home products, employing indigenous technology, skills and raw materials. In 1977, the company was taken over by the Government of India and was subsequently nationalized in 1980. The company's manufacturing facilities are located in Panihati and Maniktala, West Bengal; Mumbai, Maharashtra and Kanpur, Uttar Pradesh. In FY17, company opened its first retail store in Kolkata showcasing its range of home products.

Financial Snapshot (₹ Mn)		
Parameters	FY17	FY18
Total Income	1,102.5	N.A.
Net Profit	45.1	N.A.
Total Assets	2,157.2	N.A.
Ratios		
NPM (%)	4.1	N.A.
C/R (Times)	0.7	N.A.
'Ratna' Status (As of April 2018)		
-		

## Bharat Broadband Network Limited

R. No. 306, 3<sup>rd</sup> Floor, C-Dot Campus, Mandi Gaon Road, Mehrauli, New Delhi - 110030, Delhi  
Website: www.bbnl.nic.in

Dun & Bradstreet D-U-N-S® No 87-179-7799

### About the Company

Bharat Broadband Network Ltd (BBNL) is a special purpose vehicle established in 2012 by the Government of India under the Administrative Ministry of Communication & IT, Department of Telecommunications (DoT) for the establishment, management and operation of National Optical Fibre Network. The company was granted National Long Distance Operating license by DoT in 2013. BBNL is executing BharatNet project, the flagship program for connecting all 250,000 gram panchayats (GP) in the country to the block headquarters to provide both bandwidth and dark fibers on a non-discriminatory basis. The project was approved in 2011. However, work on the project commenced in 2014.

Financial Snapshot (₹ Mn)		
Parameters	FY17	FY18
Total Income	1,063.3	N.A.
Net Profit	228.5	N.A.
Total Assets	80,418.5	N.A.
Ratios		
NPM (%)	21.5	N.A.
C/R (Times)	0.4	N.A.
'Ratna' Status (As of April 2018)		
-		

## Bharat Coking Coal Limited

Koyla Bhawan, Koyla Nagar, Dhanbad - 826005, Jharkhand  
Website: www.bcclweb.in

Dun & Bradstreet D-U-N-S® No 65-005-8803

### About the Company

Bharat Coking Coal Ltd (BCCL), was incorporated in 1972 to operate 214 coking coal mines in Jharia and Raniganj. The company is a subsidiary of Coal India Ltd, is engaged in mining of coal and allied activities. The company offers various grades and types of coal such as coking coal, semi coking coal, NLW coking coal, hard coal, washed and beneficiated coal, middlings, rejects, CIL coke/LTC coke, coal fines and tar/soft pitch. The company operates six washeries to supply washed coal for steel plants. In FY17, BCCL produced 37.04 MTe of coal comprising 32.50 M.Te. of coking coal and 4.54 M.Te. of non-coking coal.

Financial Snapshot (₹ Mn)		
Parameters	FY17	FY18
Total Income	91,721.3	N.A.
Net Profit	(1,699.8)	N.A.
Total Assets	99,170.8	N.A.
Ratios		
NPM (%)	(1.9)	N.A.
C/R (Times)	1.2	N.A.
'Ratna' Status (As of April 2018)		
Miniratna - I		

## Bharat Dynamics Limited

Kanchanbagh Post, Hyderabad - 500058, Telangana  
Website: [www.bdl-india.in](http://www.bdl-india.in)

### About the Company

Bharat Dynamics Ltd (BDL), a Miniratna Category - I CPSE was established in 1970 under the administrative control of Ministry of Defence. BDL is prime production agency for 1<sup>st</sup> and 2<sup>nd</sup> generation anti-tank guided missiles and equipment's required by Armed Forces. The company produces various categories of weapons and missiles such as anti-tank guided missile, surface to air missiles, air defence systems, heavy weight torpedoes, air to air missiles, etc. BDL operates through three manufacturing units located at Kanchanbagh in Hyderabad, Bhanur, Medak district and Visakhapatnam in AP. As on Mar 31, 2017, the company's order book stood at ₹ 111.70 bn.

Dun & Bradstreet D-U-N-S® No 65-007-0055

Financial Snapshot (₹ Mn)		
Parameters	FY17	FY18
Total Income	51,865.6	N.A.
Net Profit	5,240.6	N.A.
Total Assets	83,796.9	N.A.
Ratios		
NPM (%)	10.1	N.A.
C/R (Times)	1.3	N.A.
'Ratna' Status (As of April 2018)		
Miniratna - I		

## Bharat Electronics Limited

Outer Ring Road, Nagavara, Bengaluru - 560045, Karnataka  
Website: [www.bel-india.com](http://www.bel-india.com)

### About the Company

Bharat Electronics Ltd (BEL), a Navratna company operating under the Ministry of Defence, GoI, was incorporated in 1954 to meet the specialised electronic equipment requirements of the Indian Defence Service. BEL produces a wide range of equipment in fields such as defence communication, radars, naval systems, C4I systems, weapon systems, homeland security, telecom & broadcast systems, electronic warfare, etc. BEL also provides turnkey system solutions. Civilian products offered by BEL include electronic voting machines, tablet PC, solar-powered traffic signal systems and access control systems. Bel has nine manufacturing units located at Bengaluru, Ghaziabad, Pune, Machilipatnam, Panchkula, Kotdwara, Navi Mumbai, Chennai and Hyderabad.

Dun & Bradstreet D-U-N-S® No 65-004-9042

Financial Snapshot (₹ Mn)		
Parameters	FY17	FY18
Total Income	96,114.5	106,009.9
Net Profit	15,476.2	13,992.9
Total Assets	171,561.3	184,909.0
Ratios		
NPM (%)	16.1	13.2
C/R (Times)	1.6	1.4
'Ratna' Status (As of April 2018)		
Navratna		

## Bharat Heavy Electricals Limited

BHEL House, Siri Fort, New Delhi - 110049, Delhi  
Website: [www.bhel.com](http://www.bhel.com)

### About the Company

Bharat Heavy Electricals Ltd (BHEL) was incorporated in 1964 and is an integrated power plant equipment manufacturer. It offers over 180 products to sectors such as power, transmission, industry, transportation (railways), renewable energy, oil & gas, water and defence. BHEL exports to almost 82 countries across all the six continents with cumulative overseas installed capacity of BHEL manufactured power plants nearing 10,000 MW. The company's global installed power generating capacity stands at 178 GW. In Mar 2018, BHEL entered into a Technology Transfer Agreement with Indian Space Research Organisation (ISRO) for the manufacture of space-grade Lithium-ion cells of various capacities.

Dun & Bradstreet D-U-N-S® No 65-005-0719

Financial Snapshot (₹ Mn)		
Parameters	FY17	FY18
Total Income	304,710.8	297,540.3
Net Profit	4,958.6	8,066.0
Total Assets	612,302.0	637,891.5
Ratios		
NPM (%)	1.6	2.7
C/R (Times)	2.1	1.9
'Ratna' Status (As of April 2018)		
Maharatna		

## Bharat Immunologicals and Biologicals Corporation Limited

OPV Plant, Village Chola, Bulandshahr - 203203, UP  
Website: www.bibcol.in

Dun & Bradstreet D-U-N-S® No 91-665-0229

### About the Company

Bharat Immunologicals and Biologicals Corporation Ltd (BIBCOL) was established in 1989 as a CPSE under the under the Ministry of Science & Technology, GoI. It manufactures and produces a range of pharmaceuticals products such as Oral Polio Vaccines (OPV Vaccine), Zinc Tablet & Diarrhea Management Kit among others. In 1994, the company went public and its shares got listed on BSE, NSE and Kanpur Stock Exchange. Its product portfolio comprises of diarrhea management kit for young children, OPV which is a trivalent vaccine, zinc dispersible tablet which serves as a zinc supplement and iron folic tablets for treatment of iron deficiency and iron deficiency anemia.

Financial Snapshot (₹ Mn)		
Parameters	FY17	FY18
Total Income	1,253.6	N.A.
Net Profit	67.5	N.A.
Total Assets	590.7	N.A.
Ratios		
NPM (%)	5.4	N.A.
C/R (Times)	3.9	N.A.
'Ratna' Status (As of April 2018)		
-		

## Bharat Petroleum Corporation Limited

Bharat Bhavan, 4 & 6 Currimbhoy Road, Ballard Estate, Mumbai - 400001, Maharashtra  
Website: www.bharatpetroleum.in

Dun & Bradstreet D-U-N-S® No 65-007-8793

### About the Company

The journey of Bharat Petroleum Corporation Ltd (BPCL) can be traced back to around 1860s when it started off as Burma Oil Company. It was incorporated as BurmaShell Refineries Ltd in 1952 and was subsequently nationalized in 1976 under the name of Bharat Refineries Ltd, which was changed to BPCL in 1977. The GoI conferred BPCL with Maharatna status in Sep 2017. BPCL is engaged in the exploration, production and retail of petroleum and petrol-related products. In addition to petrol, diesel and kerosene, BPCL also produces LPG, specialty oils, automotive engine oils, gear oils, transmission oils, lubricators and greases.

Financial Snapshot (₹ Mn)		
Parameters	FY17	FY18
Total Income	2,446,485.0	N.A.
Net Profit	80,393.0	N.A.
Total Assets	919,896.3	N.A.
Ratios		
NPM (%)	3.3	N.A.
C/R (Times)	0.8	N.A.
'Ratna' Status (As of April 2018)		
Maharatna		

## Bharat Sanchar Nigam Limited

Bharat Sanchar Bhawan, H.C. Mathur Lane, Janpath, New Delhi - 110001, Delhi  
Website: www.bsnl.co.in

Dun & Bradstreet D-U-N-S® No 86-453-2789

### About the Company

Bharat Sanchar Nigam Ltd (BSNL) was incorporated in Sep 2000, BSNL provides services under four business segments: mobile services, landline services, broadband services and enterprise business. Under mobile services, it offers GSM 2G, GSM 3G and CDMA services; while its broadband offerings include; Landline Broadband, 3G Mobile Broadband, GSM Wi-Fi, WiMAX Broadband, Dial up Internet (DIAS) and Fiber Broadband(FTTH). The landline services include telephone lines, phone plus services, intelligent network services and PCOs. The enterprise business segment provides enterprise voice and mobility, enterprise data services, enterprise broadband and managed services. In FY17, the company had 9.87 mn customers in the mobile segment.

Financial Snapshot (₹ Mn)		
Parameters	FY17	FY18
Total Income	315,334.4	N.A.
Net Profit	(47,932.1)	N.A.
Total Assets	1,310,384.0	N.A.
Ratios		
NPM (%)	(15.2)	N.A.
C/R (Times)	0.8	N.A.
'Ratna' Status (As of April 2018)		
Miniratna - I		

## Biotechnology Industry Research Assistance Council

1<sup>st</sup> Floor ,MTNL Building ,9 CGO Complex, Lodhi Road, New Delhi - 110003, Delhi  
Website: www.birac.nic.in

Dun & Bradstreet D-U-N-S® No 86-025-2435

### About the Company

Biotechnology Industry Research Assistance Council (BIRAC) is a not-for-profit public sector enterprise, established in 2012 by the Department of Biotechnology, Government of India as an interface agency to strengthen and empower the emerging biotech industry and to undertake strategic research and innovation. BIRAC undertakes many initiatives – providing access to risk capital through targeted funding, technology transfer, IP management and handholding schemes to render innovation excellence to biotech firms and make them globally competitive. BIRAC has partnered with several national and global players, and has initiated several schemes, networks and platforms to promote industry-academia, innovation research and to facilitate product development.

Financial Snapshot (₹ Mn)		
Parameters	FY17	FY18
Total Income	1,417.4	N.A.
Net Profit	9.2	N.A.
Total Assets	3,133.9	N.A.
Ratios		
NPM (%)	0.6	N.A.
C/R (Times)	5.1	N.A.
'Ratna' Status (As of April 2018)		
-		

## Brahmaputra Crackers & Polymer Limited

1<sup>st</sup> Floor, House No.6, Bhuban Road, Uzan Bazaar, Guwahati - 781001, Assam  
Website: www.bcplonline.co.in

Dun & Bradstreet D-U-N-S® No 67-738-7624

### About the Company

Brahmaputra Crackers & Polymer Ltd (BCPL) was incorporated in 2007 under the Department of Chemicals & Petrochemicals, Govt. of India. GAIL (India) Ltd is the main promoter with 70% equity while the rest 30% is equally shared by Oil India Ltd (OIL), Numaligarh Refinery Ltd (NRL) and Government of Assam. BCPL comprises of four work stations and a petrochemical complex at Lepetkata, Dibrugarh where polymers are produced – mainly high density polyethylene (HDPE) and linear low density polyethylene (LLDPE) totalling 220,000 tonnes per annum (tpa) and 60,000 tpa of poly-propylene (PP). Other products include hydrogenated pyrolysis gasoline and pyrolysis fuel oil.

Financial Snapshot (₹ Mn)		
Parameters	FY17	FY18
Total Income	9,730.8	N.A.
Net Profit	(5,474.1)	N.A.
Total Assets	94,959.3	N.A.
Ratios		
NPM (%)	(56.3)	N.A.
C/R (Times)	0.4	N.A.
'Ratna' Status (As of April 2018)		
-		

## Brahmaputra Valley Fertilizer Corporation Limited

Namrup, P.O. Parbatpur, Dibrugarh - 786623, Assam  
Website: www.bvfcl.com

Dun & Bradstreet D-U-N-S® No 85-836-4269

### About the Company

Brahmaputra Valley Fertilizer Corporation Ltd (BVFCL) operated as Namrup Fertilizer Complex before bi-furcation from erstwhile Hindustan Fertilizer Corporation Ltd in Apr 2002. The company began its commercial production in 1969. The company is a Schedule B category CPSE under administrative control of Department of Fertilizers. BVFCL is primarily engaged in the manufacturing of urea, bio-fertilizers, vermi-compost manure and trading of seeds, pesticides, fertilizers (MOP, SSP, rock phosphate) and micronutrients. BVFCL is a major source of urea fertiliser to states of North-East India and parts of Assam, West Bengal and Bihar. It markets its urea fertiliser under the brand name of Mukta.

Financial Snapshot (₹ Mn)		
Parameters	FY17	FY18
Total Income	4,627.4	N.A.
Net Profit	75.0	N.A.
Total Assets	8,423.3	N.A.
Ratios		
NPM (%)	1.6	N.A.
C/R (Times)	4.0	N.A.
'Ratna' Status (As of April 2018)		
-		

## Braithwaite & Company Limited

5 Hide Road, Kolkata - 700043, WB  
Website: www.braithwaiteindia.com

Dun & Bradstreet D-U-N-S® No 65-005-3127

### About the Company

Braithwaite & Company Ltd (Braithwaite) was incorporated in Dec 1976 as a fully owned company of GoI to undertake manufacturing of cranes, foundry products, wagons and heavy structural. It operates through three units - Clive Works, Victoria Works in Calcutta and Angus Works in Hooghly district. Braithwaite also undertakes repairs, maintenance, revamp and up-gradation of cranes and wagons. The company exports a wide range of wagons to Zambia, Vietnam, Uganda, Tanzania, Ghana, Burma, Sri Lanka and Korea. In FY17, Braithwaite manufactured 777 wagons. It also received ₹ 80 mn as capex fund for augmentation of Angus foundry towards its modernization.

Financial Snapshot (₹ Mn)		
Parameters	FY17	FY18
Total Income	1,506.2	N.A.
Net Profit	(89.6)	N.A.
Total Assets	1,506.9	N.A.
Ratios		
NPM (%)	(5.9)	N.A.
C/R (Times)	1.3	N.A.
'Ratna' Status (As of April 2018)		
-		

## The Braithwaite Burn and Jessop Construction Company Limited

27, R. N. Mukherjee Road, Kolkata – 700001, WB  
Website: www.bbconst.com

Dun & Bradstreet D-U-N-S® No 65-064-1855

### About the Company

The Braithwaite Burn and Jessop Construction Company Ltd (BBJ), a subsidiary of Bharat Bhari Udyog Nigam Ltd, was incorporated in 1935 by three engineering firms Braithwaite, Burn and Jessop. BBJ is primarily engaged in undertaking a wide spectrum of construction activities including construction of new bridges, bridge repairs and restoration, railway gauge conversion, metro rail projects, power plant structure, industrial structure, refinery piping works, civil construction, large building foundations and turnkey projects. BBJ also serve global clients in countries like Bangladesh, Nepal, New Zealand, Burma and Iraq. The company caters to companies across sectors including; infrastructure, railways, power, petrochemicals, steel, road, and fertiliser among others.

Financial Snapshot (₹ Mn)		
Parameters	FY17	FY18
Total Income	1,040.8	N.A.
Net Profit	176.5	N.A.
Total Assets	7,976.6	N.A.
Ratios		
NPM (%)	17.0	N.A.
C/R (Times)	1.4	N.A.
'Ratna' Status (As of April 2018)		
-		

## Bridge & Roof Co. (India) Limited

5<sup>th</sup> Floor, Kankaria Centre, 2/1, Russel Street, Kolkata - 700071, WB  
Website: www.bridgeroof.co.in

Dun & Bradstreet D-U-N-S® No 65-005-6807

### About the Company

Bridge & Roof Co. (India) Ltd (Bridge & Roof) was established in 1920. It is a construction and engineering company engaged in execution of construction projects for both the private and public sectors in India and overseas market. The major projects include civil works in industrial projects, cross country piping, piping & equipment work, heater & furnace work, structural steel bridges, stadium & sports complex, road and highways and silos, amongst many others. In FY17, it has been able to book orders worth ₹ 22.9 bn. Some of the fresh orders were from; South Eastern Railway, IOC, Government of Odisha among others.

Financial Snapshot (₹ Mn)		
Parameters	FY17	FY18
Total Income	17,513.3	N.A.
Net Profit	163.7	N.A.
Total Assets	16,362.7	N.A.
Ratios		
NPM (%)	0.9	N.A.
C/R (Times)	1.3	N.A.
'Ratna' Status (As of April 2018)		
Miniratna - I		

## Broadcast Engineering Consultants India Limited

C-56, A/17, Sector-62, Noida - 201301, UP  
Website: www.becil.com

### About the Company

Broadcast Engineering Consultants India Ltd (BECIL) is a Govt. of India enterprise under the Ministry of Information & Broadcasting. Established in 1995, BECIL provides project consultancy services and turnkey solutions across the entire spectrum of radio and television broadcast engineering – content production facilities, terrestrial transmission facilities, satellite and cable broadcasting facilities. It also provides associated services like building design and construction related to broadcasting, manpower supply and training, as well as specialized communication, monitoring, security and surveillance systems to defence etc. Integrating the expertise of All India Radio and Doordarshan, the company has created one of the world's largest radio and terrestrial television networks.

Dun & Bradstreet D-U-N-S® No 65-103-1796

Financial Snapshot (₹ Mn)		
Parameters	FY17	FY18
Total Income	1,845.0	N.A.
Net Profit	20.4	N.A.
Total Assets	2,372.5	N.A.
Ratios		
NPM (%)	1.1	N.A.
C/R (Times)	1.0	N.A.
'Ratna' Status (As of April 2018)		
Miniratna - II		

## Burn Standard Company Limited

22B, Raja Santosh Road, Kolkata - 700027, WB  
Website: www.burnstandard.com

### About the Company

Burn Standard Company Ltd (Burn Standard) was incorporated in 1976 as a result of amalgamation of Burn & Co with Indian Standard Wagon Company. The company operates under Ministry of Railways since 2010. Burn Standard is engaged in manufacturing and supply of wagons. It carries out wagon building activities at its two engineering units located at Howrah and Burnpur in WB. The product portfolio includes different types of railway rolling stock in different types of wagons, casnub bogie, couplers and draft gears, steel castings, forgings bridge girders, structurals, sleepers and wagon components. It supplies wagons to Indian Railways and core sectors like power and steel plants.

Dun & Bradstreet D-U-N-S® No 86-245-6266

Financial Snapshot (₹ Mn)		
Parameters	FY17	FY18
Total Income	1,953.8	N.A.
Net Profit	(335.1)	N.A.
Total Assets	5,972.8	N.A.
Ratios		
NPM (%)	(17.2)	N.A.
C/R (Times)	0.6	N.A.
'Ratna' Status (As of April 2018)		
-		

## Cement Corporation of India Limited

Core 5, Scope Complex, 7, Lodhi Road, New Delhi - 110003, Delhi  
Website: www.ccilttd.in

### About the Company

Cement Corporation of India Ltd (CCIL) was incorporated in 1965 as a wholly owned Govt. enterprise. The company is primarily engaged in manufacturing and marketing of cement. CCIL manufactures various types of cements like ordinary Portland cement, portland slag cement and pozzolana portland cement of different grades viz. 33, 43, 53 and 53S Grade. The company markets the products under the brand name CCI Cements. As of Mar 2017, CCIL had operating units in Bokajan, Assam; Rajban, HP; Mandhar, Chhattisgarh; Kurkunta, Karnataka; Nayagaon, MP; Akaltara, Chhattisgarh; Adilabad, AP; Charkhi Dadri, Haryana and Tandur in AP. In FY17, CCIL produced 0.79 MMT of cement.

Dun & Bradstreet D-U-N-S® No 65-038-4316

Financial Snapshot (₹ Mn)		
Parameters	FY17	FY18
Total Income	3,797.2	N.A.
Net Profit	423.3	N.A.
Total Assets	6,353.2	N.A.
Ratios		
NPM (%)	11.1	N.A.
C/R (Times)	3.6	N.A.
'Ratna' Status (As of April 2018)		
-		



## Central Coalfields Limited

Dun &amp; Bradstreet D-U-N-S® No 91-584-0482

Darbhanga House, Ranchi - 834029, Jharkhand  
Website: www.centralcoalfields.in

### About the Company

Central Coalfields Ltd (CCL) was formed in 1975 as National Coal Development Corporation Ltd. CCL is engaged in coal mining and offers variety of coal namely washing coking coal as well as non-coking coal. The company operates through 62 operative mines comprising 22 underground and 40 opencast mines. As on Mar 31 2017, 62 mining projects with ultimate capacity of 116.9 MTY and 26 non-mining projects has been sanctioned. Out of this, the company completed 55 projects including 35 mining and 20 non-mining projects. In FY17, CCL produced 67.05 MT of coal, comprising of 0.74 MT from underground mines and 67.05 MT from opencast mines.

Financial Snapshot (₹ Mn)		
Parameters	FY17	FY18
Total Income	120,688.4	N.A.
Net Profit	13,894.1	N.A.
Total Assets	135,637.7	N.A.
Ratios		
NPM (%)	11.5	N.A.
C/R (Times)	1.1	N.A.
'Ratna' Status (As of April 2018)		
Miniratna - I		

## Central Electronics Limited

Dun &amp; Bradstreet D-U-N-S® No 91-854-0360

781, Desh bandhu Gupta Road, Karol Bagh, New Delhi – 110005, Delhi  
Website: www.celindia.co.in

### About the Company

Central Electronics Ltd (CEL) was established in 1974 as a GoI enterprise under the Ministry of Science and Technology. CEL operates three divisions namely; solar, railways and strategic electronics. Under solar, it offers Solar Cells, Solar PV Modules, Solar Systems, and Solar Solutions. Under railways, it offers a range of axle counter systems including; Multi Section Digital Axle Counter (MSDAC), High Availability Single Section Digital Axle Counter (HASSDAC), Single Section Digital Axle Counter (SSDAC), E1 Interface, RS232 Interface among others. It also manufactures a range of Piezoelectric Ceramics and microwave electronics used for both high and low power applications.

Financial Snapshot (₹ Mn)		
Parameters	FY17	FY18
Total Income	2,882.7	N.A.
Net Profit	168.2	N.A.
Total Assets	3,029.8	N.A.
Ratios		
NPM (%)	5.8	N.A.
C/R (Times)	1.3	N.A.
'Ratna' Status (As of April 2018)		
-		

## Central Mine Planning & Design Institute Limited

Dun &amp; Bradstreet D-U-N-S® No 65-009-4840

Gondwana Place, Kanke Road, Ranchi - 834031, Jharkhand  
Website: www.cmpdi.co.in

### About the Company

Central Mine Planning & Design Institute Ltd (CMPDI) was incorporated in 1975. CMPDI is primarily engaged in offering consultancy and support services for mineral exploration, mining, infrastructure engineering, and environmental management amongst others. Additionally, it also assists Ministry of Coal (MoC) and Planning Commission for strategic decisions relating to coal-sector at the national level. It acts as a nodal agency on behalf of GoI for schemes funded by MoC. CMPDI carried out 1.1 mn mtrs of drilling during FY17 through manpower addition and hydrostatics drills. During the same period, it prepared 26 project reports with capacity addition of about 55 Mty.

Financial Snapshot (₹ Mn)		
Parameters	FY17	FY18
Total Income	9,459.9	N.A.
Net Profit	405.9	N.A.
Total Assets	11,315.7	N.A.
Ratios		
NPM (%)	4.3	N.A.
C/R (Times)	1.4	N.A.
'Ratna' Status (As of April 2018)		
Miniratna - II		

## Central Warehousing Corporation

4/1, Siri Institutional Area, Hauz Khas, New Delhi - 110016, Delhi  
Website: www.cewacor.nic.in

Dun & Bradstreet D-U-N-S® No 65-005-8944

### About the Company

Central Warehousing Corporation (CWC) was established in 1957. CWC is primarily engaged in the business of scientific storage, warehousing, and allied activities. It offers food grain, industrial and custom bonded warehouses, inland clearance depots and air cargo complexes and ancillary and consultancy services for the construction of warehousing infrastructure. As of Mar 2018, the company operated 435 warehouses with a total operating storage capacity of 9.97 MMT, which includes 52 custom bonded warehouses, 31 CFSs/ICDs and three air cargo complexes with storage capacity of 0.30 MMT, 1.47 MMT and 5961 MT respectively. During FY17, it constructed additional storage capacity of 0.09 MMT.

Financial Snapshot (₹ Mn)		
Parameters	FY17	FY18
Total Income	16,062.9	N.A.
Net Profit	2,596.5	N.A.
Total Assets	32,690.0	N.A.
Ratios		
NPM (%)	16.2	N.A.
C/R (Times)	N.A.	N.A.
'Ratna' Status (As of April 2018)		
Miniratna - I		

## Chennai Petroleum Corporation Limited

536, Anna Salai, Teynampet, Chennai – 600018, TN  
Website: www.cpcl.co.in

Dun & Bradstreet D-U-N-S® No 91-573-9528

### About the Company

Chennai Petroleum Corporation Ltd (CPCL), formerly known as Madras Refineries Ltd, was incorporated in 1965 as a JV between the Gol, AMOCO and National Iranian Oil Company (NIOC). Currently, IOC has a 51.89% stake in the company while NICO has 15.40%. The company has been conferred with Miniratna Category - I CPSE status by Gol. CPCL has two refineries in Manali and Nagapattinam with a combined refining capacity of 11.5 MMTPA. Its product portfolio consists of LPG, motor spirit, superior kerosene, aviation turbine fuel, high speed diesel, naphtha, bitumen, lube base stocks, paraffin wax, fuel oil, hexane and petrochemical feed stocks.

Financial Snapshot (₹ Mn)		
Parameters	FY17	FY18
Total Income	406,475.7	442,272.4
Net Profit	10,297.5	9,129.2
Total Assets	114,955.7	141,654.9
Ratios		
NPM (%)	2.5	2.1
C/R (Times)	0.8	0.7
'Ratna' Status (As of April 2018)		
Miniratna - I		

## Coal India Limited

Coal Bhawan, Premise No-04 MAR, Action Area-1A, Rajarhat, Kolkata - 700156, WB  
Website: www.coalindia.in

Dun & Bradstreet D-U-N-S® No 65-005-7052

### About the Company

Coal India Ltd (CIL) was incorporated in 1974 as Coal Mines Authority Ltd and acquired its present name in 1975. CIL was granted 'Maharatna' status in Apr 2011. The company operates through 82 mining areas, has seven wholly owned coal producing subsidiaries and one mine planning & consultancy company spread over eight states of India. CIL produces approximately 84% of the country's coal and commands nearly 74% of the Indian coal market. It also feeds 98 out of 101 coal based thermal power plants in India. Its product portfolio consists of coking coal, semi coking coal, non-coking coal, washed & beneficiated coal, etc.

Financial Snapshot (₹ Mn)		
Parameters	FY17	FY18
Total Income	153,159.3	99,414.0
Net Profit	145,005.3	92,934.2
Total Assets	188,854.0	184,649.2
Ratios		
NPM (%)	94.7	93.5
C/R (Times)	2.8	1.2
'Ratna' Status (As of April 2018)		
Maharatna		

## Cochin Shipyard Limited

Dun &amp; Bradstreet D-U-N-S® No 65-005-8977

39/6080, Administrative Building, Perumanoor, Kochi - 682015, Kerala  
Website: www.cochinshipyard.com

### About the Company

Cochin Shipyard Ltd (CSL), was incorporated in 1972 as a GoI company. The company commenced shipbuilding operations (1978), ship repairs (1981), marine engineering training (1993) and offshore upgradation (1999). It offers upgradation of ships of oil exploration industry as well as periodical layup repairs and life extension of ships of Navy, UTL, Coast Guard, Fisheries and Port Trust, besides merchant ships of SCI and ONGC. It builds vessels including oil tankers, bulk carriers, bollard pull tugs, dredger, platform supply vessels, passenger vessels, anchor handling tugs. As of Mar 2017, it has build 15 large vessels and 50 small and medium vessels 35 Offshore Support Vessles and 20 Fast Patrol Vessels.

Financial Snapshot (₹ Mn)		
Parameters	FY17	FY18
Total Income	22,224.5	N.A.
Net Profit	3,221.5	N.A.
Total Assets	33,165.3	N.A.
Ratios		
NPM (%)	14.5	N.A.
C/R (Times)	2.5	N.A.
'Ratna' Status (As of April 2018)		
Miniratna - I		

## CONCOR Air Limited

Dun &amp; Bradstreet D-U-N-S® No 65-082-7863

CONCOR Bhawan, C-3, Mathura Road, New Delhi - 110079, Delhi  
Website: www.concorindia.com

### About the Company

CONCOR Air Ltd (CAL) was incorporated in 2012. The company is a wholly owned subsidiary of Container Corporation of India Ltd incorporated to carry on the business of multimodal transport operators. CAL is primarily engaged in handling both domestic and international cargo. In Mar 2018, CONCOR MMLP Varnama, Vadodara was commissioned with Road based warehousing, marking CONCOR's 78<sup>th</sup> terminal. The concession agreement signed with Mial for the Operation and Management segment of International cargo was further extended to 30 Sep 2017. In FY17, the company handled a combined tonnage of 444,932 MT (13.8% y-o-y growth).

Financial Snapshot (₹ Mn)		
Parameters	FY17	FY18
Total Income	3,854.7	N.A.
Net Profit	78.4	N.A.
Total Assets	2,261.2	N.A.
Ratios		
NPM (%)	2.0	N.A.
C/R (Times)	1.1	N.A.
'Ratna' Status (As of April 2018)		
-		

## Container Corporation of India Limited

Dun &amp; Bradstreet D-U-N-S® No 65-028-0696

C-3, CONCOR Bhawan, Mathura Road, Opp. Apollo Hospital, New Delhi - 110076, Delhi  
Website: www.concorindia.com

### About the Company

Container Corporation of India Ltd (CONCOR), a Navratna company of the Ministry of Railways, GoI, was established in Mar 1988 and commenced operations from Nov 1989. CONCOR's business can be classified under three distinct activities namely, that of carrier, a terminal operator and a warehouse operator. As a terminal and CFS operator, the company has an extended network of 79 terminals. Through its terminals, the company provides various facilities like warehousing, container parking, and office complexes. As a CFS operator, CONCOR offers services such as transit warehousing for import and export cargo, bonded warehousing, and air cargo clearance using bonded trucking.

Financial Snapshot (₹ Mn)		
Parameters	FY17	FY18
Total Income	58,953.7	64,697.1
Net Profit	8,580.2	10,490.4
Total Assets	99,315.7	106,478.5
Ratios		
NPM (%)	14.6	16.2
C/R (Times)	1.6	3.2
'Ratna' Status (As of April 2018)		
Navratna		

## The Cotton Corporation of India Limited

Kapas Bhavan, Sector 10, C.B.D. Belapur, Navi Mumbai – 400614, Maharashtra  
Website: cotcorp.org.in

### About the Company

The Cotton Corporation of India Ltd (CCI) was incorporated in 1970, as a nodal agency of GoI for undertaking price support operations whenever the prices of seed cotton touch the support prices. CCI undertakes marketing of cotton and acts as a role model in the procurement of cotton through open auction, conducted by the APMCs. Also enable the cotton farmers to realise competitive prices. CCI's operates through more than 340 procurement centres, 15 Branch Offices and four Sales Branches to cater to the needs of the textile mills. In FY17, CCI sold 9.43 lakhs bales of cotton.

Dun & Bradstreet D-U-N-S® No 91-535-4372

Financial Snapshot (₹ Mn)		
Parameters	FY17	FY18
Total Income	19,805.1	N.A.
Net Profit	74.4	N.A.
Total Assets	33,127.6	N.A.
Ratios		
NPM (%)	0.4	N.A.
C/R (Times)	1.1	N.A.
'Ratna' Status (As of April 2018)		
-		

## Dedicated Freight Corridor Corporation of India Limited

5<sup>th</sup> Floor, Pragati Maidan Metro Station Building Complex, New Delhi-110001, Delhi  
Website: www.dfccil.gov.in

### About the Company

Dedicated Freight Corridor Corporation of India Ltd (DFCCIL) was incorporated in 2006 as a wholly-owned special purpose vehicle of the Ministry of Railways to undertake planning & development, mobilization of financial resources and construction, maintenance and operation of the Dedicated Freight Corridors (DFC). Under the DFC project, dedicated freight railway lines will be constructed along the rail routes on the Golden Quadrilateral and diagonals. DFCCIL relies on technological solutions for project management and monitoring, employing latest drone and geo-spatial based satellite technology for reviewing the physical progress of the project, which is expected to be a game changer in the country's freight logistics situation.

Dun & Bradstreet D-U-N-S® No 67-611-8931

Financial Snapshot (₹ Mn)		
Parameters	FY17	FY18
Total Income	1,513.8	N.A.
Net Profit	759.6	N.A.
Total Assets	194,342.0	N.A.
Ratios		
NPM (%)	50.2	N.A.
C/R (Times)	1.0	N.A.
'Ratna' Status (As of April 2018)		
-		

## Dredging Corporation of India Limited

Core 2, Scope Minar, Plot No. 2A & 2B, Laxminagar District Centre, Delhi - 110092, Delhi  
Website: www.dredge-india.com

### About the Company

Dredging Corporation of India Ltd (DCI) was established in 1976. DCI is primarily engaged in providing dredging services along with maintenance dredging and capital dredging requirements for major ports and Indian navy. Other services include beach nourishment, project consultancy and marine construction. DCI's fleet consisted of 11 trailer suction hopper dredgers, two cutter suction dredgers and one back hoe dredger along with other ancillary crafts. In FY17, DCI secured maintenance dredging contracts for Kolkata Port, Cochin Ship Yard, RGPPL-Dabhol, Vishakhapatnam port and Mumbai Port along with capital dredging contracts with Paradip Port, Mongla Port and Cochin Port worth ₹ 16.79 bn.

Dun & Bradstreet D-U-N-S® No 91-862-4151

Financial Snapshot (₹ Mn)		
Parameters	FY17	FY18
Total Income	5,996.9	6,121.2
Net Profit	74.1	171.4
Total Assets	26,662.7	26,459.0
Ratios		
NPM (%)	1.2	2.8
C/R (Times)	1.9	1.9
'Ratna' Status (As of April 2018)		
Miniratna - I		

## Eastern Coalfields Limited

Dun &amp; Bradstreet D-U-N-S® No 65-005-8795

CMDs Office, Sanctoria, Post - Dishergarh, District Burdwan – 713333, WB  
Website: www.easterncoal.gov.in

### About the Company

Eastern Coalfields Ltd (ECL) was incorporated in 1975 as a subsidiary of Coal India Ltd. The company is engaged in production and sale of coal. The products include raw coal, coking coal, and non-coking coal. ECL has 14 operating areas situated in WB and Jharkhand. It has 87 operating mines out of which 60 are underground, 19 are opencast, and eight are mixed mines. ECL supplies coal to thermal power plants and various industries such as steel, cement, sponge iron, and defence among others. In FY17, the company's coal production and off-take of coal stood at 40.52 MMT and 43.02 MMT, respectively.

Financial Snapshot (₹ Mn)		
Parameters	FY17	FY18
Total Income	109,283.1	N.A.
Net Profit	61.3	N.A.
Total Assets	108,403.2	N.A.
Ratios		
NPM (%)	0.1	N.A.
C/R (Times)	1.3	N.A.
'Ratna' Status (As of April 2018)		
-		

## EdCIL (India) Limited

Dun &amp; Bradstreet D-U-N-S® No 86-219-5575

5<sup>th</sup> Floor, Vijaya Building, Barakhamba Road, New Delhi – 110001, Delhi  
Website: www.edcilindia.co.in

### About the Company

EdCIL (India) Ltd (EDCIL), under the aegis of Ministry of HRD, was incorporated in the year 1981. EdCIL provides an array of educational sector services, covering project planning, project design, engineering, construction management, procurement among others. It designs customized and implementable solutions for across a wide range of services such as Online Testing & Assessment Services, Advisory Services, Digital Education Systems amongst others. EdCIL also renders online recruitment services to several State, Central Govt entities, autonomous bodies and CPSEs. In FY17, EdCIL bagged a USD 12 mn order for supply of educational tablets to Government of Mauritius.

Financial Snapshot (₹ Mn)		
Parameters	FY17	FY18
Total Income	1,682.2	N.A.
Net Profit	284.5	N.A.
Total Assets	2,178.7	N.A.
Ratios		
NPM (%)	16.9	N.A.
C/R (Times)	1.6	N.A.
'Ratna' Status (As of April 2018)		
Miniratna - I		

## Electronics Corporation of India Limited

Dun &amp; Bradstreet D-U-N-S® No 65-064-4289

ECIL Post Office, Hyderabad - 500062, Telangana  
Website: www.ecil.co.in

### About the Company

Electronics Corporation of India Ltd (ECIL) was incorporated in 1967 and works under the administrative control of Department of Atomic Energy, GoI. ECIL designs, develops, manufactures and markets several products with emphasis on three technology lines viz. computers, control systems and communication. ECIL is engaged in developing various electronic products and services catering to defence, civil aviation, information and broadcasting, telecommunications, insurance, banking, police, para-military forces, oil and gas, power, space education, health, agriculture, steel and coal sectors among various others. In FY17, ECIL booked orders worth ₹ 23.90 bn taking the total order book position to ₹ 25.60 bn.

Financial Snapshot (₹ Mn)		
Parameters	FY17	FY18
Total Income	15,240.6	N.A.
Net Profit	564.7	N.A.
Total Assets	31,114.2	N.A.
Ratios		
NPM (%)	3.7	N.A.
C/R (Times)	1.3	N.A.
'Ratna' Status (As of April 2018)		
-		

## Engineering Projects (India) Limited

Dun &amp; Bradstreet D-U-N-S® No 65-007-7753

Core 3, Scope Complex, 7 Institutional Area, Lodhi Road, New Delhi - 110003, Delhi  
Website: www.epi.gov.in

### About the Company

Engineering Projects (India) Ltd (EPI) was incorporated in 1970 under the administrative control of the Department of Heavy Industry, GoI. EPI is an integrated engineering company which undertakes various projects from concept to commissioning in the fields of civil engineering, material handling projects, metallurgical & coal based projects amongst others. EPI has completed over 540 projects in India and 31 projects in overseas market in Iraq, Kuwait, Saudi Arabia, UAE, Oman, Yugoslavia, Maldives, Bhutan and Thailand amongst others. In FY17, EPI secured projects worth ₹ 40 bn in India and abroad taking the order book position to ₹ 92.63 bn as on 31<sup>st</sup> Mar 2017.

Financial Snapshot (₹ Mn)		
Parameters	FY17	FY18
Total Income	16,554.3	N.A.
Net Profit	26.9	N.A.
Total Assets	18,931.2	N.A.
Ratios		
NPM (%)	0.2	N.A.
C/R (Times)	1.1	N.A.
'Ratna' Status (As of April 2018)		
Miniratna - II		

## Engineers India Limited

Dun &amp; Bradstreet D-U-N-S® No 65-004-6956

Engineers India Bhavan, 1 Bhikaji Cama Place, New Delhi - 110066, Delhi  
Website: www.engineersindia.com

### About the Company

Engineers India Ltd (EIL), a Navratna company, was incorporated in 1965. EIL is engaged in engineering consultancy and EPC services providing design, engineering, procurement, construction and integrated project management services. While the company principally operates in oil & gas and petrochemical sectors, it has also diversified into sectors like fertilisers, mining and metallurgy, infrastructure, water and waste management and power. It also provides specialist services such as heat and mass transfer equipment design, environmental engineering, specialist materials and maintenance and plant operations and safety services. EIL has overseas presence through offices in Abu Dhabi, London, Milan and Shanghai.

Financial Snapshot (₹ Mn)		
Parameters	FY17	FY18
Total Income	16,723.0	19,670.5
Net Profit	3,250.4	3,778.7
Total Assets	43,186.0	44,303.2
Ratios		
NPM (%)	19.4	19.2
C/R (Times)	2.3	1.7
'Ratna' Status (As of April 2018)		
Navratna		

## Ferro Scrap Nigam Limited

Dun &amp; Bradstreet D-U-N-S® No 65-009-8213

FSNL Bhawan, Equipment Chowk, Central Avenue, Post Box No. 37, Bhilai, Dist-Durg - 490001, Chhattisgarh  
Website: www.fsnl.co.in

### About the Company

Ferro Scrap Nigam Ltd (FSNL) was incorporated in 1979. FSNL is a wholly-owned subsidiary of MSTC Ltd. FSNL performs function of recovery and processing of metallic scrap from slag and refuse generated during iron and steel making at steel plants. FSNL offers metal scrap recovery and slag handling services. It removes sludge and ash deposit from sludge compartments and ash ponds. In FY17, the company recovered and processed 2.64 MMT of metallic scrap and also handled and processed 8.04 MMT of slag. FSNL's customers include SAIL, BHEL, Air India, RINL, Rail Wheel Factory and NINL.

Financial Snapshot (₹ Mn)		
Parameters	FY17	FY18
Total Income	3,283.0	N.A.
Net Profit	237.5	N.A.
Total Assets	3,383.0	N.A.
Ratios		
NPM (%)	7.2	N.A.
C/R (Times)	1.7	N.A.
'Ratna' Status (As of April 2018)		
Miniratna - II		



## The Fertilizers and Chemicals Travancore Limited

Eloor, Udyogamandal, Kochi - 683501, Kerala  
Website: [www.fact.co.in](http://www.fact.co.in)

Dun & Bradstreet D-U-N-S® No 65-007-8470

### About the Company

The Fertilizers and Chemicals Travancore Ltd (FACT) was established in 1943. It is a diversified multidivisional organisation with operations in manufacture and marketing of fertilizers, caprolactam, engineering, consultancy & design, fabrication & erection of industrial equipments. It also offers bio-fertilisers such as Rhizobium and Azospirillum along with certain by-products including CO<sub>2</sub> and Gypsum. The company has two manufacturing divisions; a consultancy unit, FACT Engineering & Design Organisation (FEDO); a fabrication division, Fact Engineering Works and a marketing division. In FY16, the company produced 640,322 MT of factamfos and 152,953 MT of ammonium sulphate. During the same period, it marketed 0.79 MMT of fertilisers.

Financial Snapshot (₹ Mn)		
Parameters	FY17	FY18
Total Income	18,797.6	19,700.2
Net Profit	(1,869.6)	(1,305.1)
Total Assets	15,352.7	18,161.5
Ratios		
NPM (%)	(9.9)	(6.6)
C/R (Times)	1.1	0.9
'Ratna' Status (As of April 2018)		
-		

## Food Corporation of India

16-20, Barakhamba Lane, New Delhi - 110001, Delhi  
Website: [www.fci.gov.in](http://www.fci.gov.in)

Dun & Bradstreet D-U-N-S® No 91-655-6546

### About the Company

Food Corporation of India (FCI) was founded in 1965 for the purpose of trading in food grains and other foodstuffs and other related matters. FCI works under the Department of Food & Public Distribution, Ministry of Consumer Affairs, Food & Public Distribution, Gol. FCI is primarily engaged in purchase, storage, movement, distribution and sale of food grains. FCI is also responsible for execution of food policies of Gol. As on Mar 31 2017, FCI had a total storage capacity of 35.27 MMT comprising 32.67 MMT covered capacity and 2.6 MMT of cap capacity, and with a storage capacity utilisation 70%.

Financial Snapshot (₹ Mn)		
Parameters	FY17	FY18
Total Income	1,362,668.1	N.A.
Net Profit	-	N.A.
Total Assets	1,520,826.1	N.A.
Ratios		
NPM (%)	-	N.A.
C/R (Times)	1.8	N.A.
'Ratna' Status (As of April 2018)		
-		

## GAIL (India) Limited

16, Bhikaji Cama Place, New Delhi - 110066, Delhi  
Website: [www.gailonline.com](http://www.gailonline.com)

Dun & Bradstreet D-U-N-S® No 65-007-1269

### About the Company

GAIL (India) Ltd (GAIL), a Maharatna CPSE, was incorporated in 1984. GAIL's business activities range from gas transmission and marketing to processing (for fractionating LPG, Propane, SBP Solvent and Pentane); transmission of LPG and production & marketing of petrochemicals like HDPE and LLDPE. The company is also engaged in LNG re-gasification, city gas distribution, exploration & production as well as renewable energy. As of Mar 31, 2017, GAIL operates with over 11,000 km of natural gas pipeline network. The company has six gas processing units producing LPG, propane, pentane and Naphtha, etc and its LPG transport capacity stands at 3.8 MMTPA.

Financial Snapshot (₹ Mn)		
Parameters	FY17	FY18
Total Income	500,592.6	548,124.9
Net Profit	35,029.1	46,184.1
Total Assets	562,699.9	580,821.8
Ratios		
NPM (%)	7.0	8.4
C/R (Times)	1.1	1.3
'Ratna' Status (As of April 2018)		
Maharatna		

# GAIL Gas Limited

Dun &amp; Bradstreet D-U-N-S® No 91-655-4206

16, Bhikaiji Cama Place, R.K. Puram, New Delhi - 110066, Delhi  
Website: [www.gailgas.com](http://www.gailgas.com)

## About the Company

GAIL Gas Ltd (GAIL Gas) was incorporated in 2008 as a wholly owned subsidiary of GAIL (India) Ltd for implementation of City Gas Distribution (CGD) projects. GAIL Gas is engaged in the business of supplying CNG to the transport sector and PNG to the domestic, industrial and commercial sectors. The company is undertaking CGD projects in Dewas, MP; Kota, Rajasthan; Sonipat, Haryana; amongst others. GAIL Gas is also undertaking city gas business in Kerala, AP, Karnataka, Rajasthan, Gujarat, Uttarakhand and North Goa through its JVs. In FY17, total gas sales stood at 1,356.34 MMSCM. In FY17, the company commissioned additional steel networks in Sonapat, Meerut, Dewas amongst others.

Financial Snapshot (₹ Mn)		
Parameters	FY17	FY18
Total Income	28,189.0	N.A.
Net Profit	650.2	N.A.
Total Assets	12,795.6	N.A.
Ratios		
NPM (%)	2.3	N.A.
C/R (Times)	1.0	N.A.
'Ratna' Status (As of April 2018)		
-		





**RAdm Vipin Kumar Saxena**  
Chairman and Managing Director

Dun & Bradstreet D-U-N-S® No 65-005-0156

Financial Snapshot (₹ Mn)		
Parameters	FY17	FY18
Total Income	11,579.6	N.A.
Net Profit	122.3	N.A.
Total Assets	45,650.0	N.A.
Ratios		
NPM (%)	1.0	N.A.
C/R (Times)	1.2*	N.A.
'Ratna' Status (As of April 2018)		
Miniratna - I		
Management Details		
<b>Chairman and Managing Director</b> RAdm Vipin Kumar Saxena		
<b>Directors</b> S S Dogra A K Nanda Cmde Sanjeev Nayyar A K Mahajan B Bhushan K Deol A Bhandari RAdm I P Singh Bali		
Address		
43/46, Garden Reach Road, Kolkata - 700024, WB		
<b>Website</b> www.grse.in		

\*Note: The current ratio is as provided by the company, and not verified by Dun & Bradstreet; it includes an adjustment of ₹ 11,850.5 mn in FY17 and ₹ 12,584.9 mn in FY18, that have been disclosed as non-current assets in the company's financial statements.

## Garden Reach Shipbuilders & Engineers Limited

### About the Company

Garden Reach Shipbuilders & Engineers Ltd (GRSE) was incorporated in 1934 as Garden Reach Workshops Ltd in Kolkata, WB. In 1960, it was acquired by the GoI and received its present name in 1976. It is mainly engaged in meeting the shipbuilding requirements of the Indian Navy and the Indian Coast Guard. In 1961, GRSE built the first indigenous warship – the INS Ajay. In addition to warship building, it is also involved in engineering and engine assembly, testing & overhauling activities. The engineering division manufactures deck machinery items, pre-fabricated portable steel bridges and marine pumps.

### Areas of Expertise

GRSE operates under three divisions - shipbuilding, engineering and engine.

**Shipbuilding** – The shipbuilding division of the company is mainly involved in the construction of vessels for defence sector. The product line of grse includes vessels like frigates, anti-submarine warfare corvettes, missile corvettes, landing ship tanks, landing craft utilities, survey vessels, fleet replenishment tanker, fast patrol vessels, offshore & inshore patrol vessels, water jet fast attack crafts, hover crafts and fast interceptor boats. In addition to this, the company also supplied various boats, pontoons, barges, sailing dinghies, fishing trawlers, fire boats, tugs, dredgers, passenger ferries, motor cutters, deck whalers and launches, etc. grse has built and supplied more than 770 vessels so far. In FY17, the ship building business accounted for almost 90.38% of its total turnover.

**Engineering** – GRSE's engineering division develops and manufactures portable steel bridges, suspension type pre-fabricated steel bridges, marine pumps, rail-less helicopter traversing systems, boat davits, anchors, mooring & dock capstans and anchor windlass & winches.

**Engine** – The company's engines division undertakes assembly, testing, servicing and repair of various models of diesel engines used for marine propulsion and power generation through collaboration with the MTU of Germany.

### Infrastructure

**Shipbuilding** - GRSE has three facilities for shipbuilding located at Kolkata, WB. The company builds the ships at the Main Works Unit and the Rajabagan dockyard unit. The third facility, the Fitting Out Jetty unit is used for fitting out and repair of ships.

**Engineering** – The division operates two facilities namely 61 Park unit and Taratala unit both located at Kolkata. The 61 Park unit manufactures portable steel bridges while Taratala unit is engaged in the manufacturing of deck machinery equipments and naval pumps. The Bailey Bridge Division has augmented its capacity at DEP, Ranchi Unit for production of portable steel bridges.

**Engine** – The company has diesel engine plant at Ranchi, Jharkhand.

### Major Highlights

- In FY17, GRSE delivered 4 warships to the Indian Navy. The portable steel bridge unit supplied 74 bridges in FY17 as against 70 bridges in FY16.
- As on May 31, 2018, the Company's Aggregate Order Book Position was ₹ 204.08 bn, comprising Gross Order Value in the Shipbuilding Segment, Engineering Segment and the Engine Segment of ₹ 201.30 bn, ₹ 790.7 mn and ₹ 1992.5 mn, respectively.

Financial Snapshot FY18 (₹ Mn) - Provisional									
Parameters					Ratios				
TI	15,257.5	PAT	868.0	Total Assets	42,602.3	NPM (%)	5.7	C/R (Times)	1.2*

## Goa Shipyard Limited

Vasco - Da - Gama, Goa - 403802, Goa  
Website: [www.goashipyard.in](http://www.goashipyard.in)

### About the Company

Goa Shipyard Ltd (GSL) was established in 1957 under the name of Estaleiros Navais De Goa. In 1961, the company was taken over by Gol and in 1967 it acquired its present name. GSL functions under the Ministry of Defence, Gol. The vessels manufactured by GSL include patrol vessels, interceptor craft, sail training ships, survey motor boats and mine counter measure vessel amongst others. As on 31 Mar, 2017, the net value of outstanding work against orders received for Ship Construction, Ship Repair/ Refit work and General Engineering Services amounted to approximately ₹ 32.98 bn.

Dun & Bradstreet D-U-N-S® No 65-005-8449

Financial Snapshot (₹ Mn)		
Parameters	FY17	FY18
Total Income	11,023.7	N.A.
Net Profit	1,174.1	N.A.
Total Assets	22,162.6	N.A.
Ratios		
NPM (%)	10.7	N.A.
C/R (Times)	1.3	N.A.
'Ratna' Status (As of April 2018)		
Miniratna - I		

## The Handicrafts & Handlooms Exports Corporation of India Limited

5<sup>th</sup> Floor, Jawahar Vyapar Bhawan Annexe, 1, Tolstoy Marg, New Delhi – 110001, Delhi  
Website: [www.hhecworld.com](http://www.hhecworld.com)

### About the Company

The Handicrafts & Handlooms Exports Corporation of India Ltd (HHEC) was established in 1958 under the Ministry of Textile. HHEC is primarily engaged in development and marketing of Indian handicrafts and handloom products by showcasing these products in the international markets through its showrooms, warehouses, retail outlets and offices. The products are divided under handicrafts, handlooms, garments, floor coverings, carpets and leather. HHEC also undertakes export of gold and silver jewellery & articles and import of bullion and sale in the domestic market. HHEC trades across furniture, glass beads, ceramic tiles, baskets, utensils, carpets, dress fabrics, shawls and office accessories.

Dun & Bradstreet D-U-N-S® No 91-596-2194

Financial Snapshot (₹ Mn)		
Parameters	FY17	FY18
Total Income	5,977.0	N.A.
Net Profit	(305.3)	N.A.
Total Assets	3,518.8	N.A.
Ratios		
NPM (%)	(5.1)	N.A.
C/R (Times)	0.8	N.A.
'Ratna' Status (As of April 2018)		
-		

## Heavy Engineering Corporation Limited

Plant Plaza Road, Dhurwa, Ranchi - 834004, Jharkhand  
Website: [www.hecltd.com](http://www.hecltd.com)

### About the Company

Heavy Engineering Corporation Ltd (HECL) was incorporated as a Gol enterprise in 1958 with an aim to indigenously manufacture and supply steel plant equipment and machineries. HECL is an integrated engineering corporation and has diversified into various business areas such as steel plants and metallurgical plant equipments, mining and mineral processing equipments, machine tools, defence and strategic sector and heavy castings & forgings. Some of the products manufactured by HECL include blast furnace, forged rolls, cone crusher, planning machine, role grinding machine and steel forgings amongst others. The Order book position of the company stood at ₹ 10.54 bn as on 31 Mar 17.

Dun & Bradstreet D-U-N-S® No 65-005-0370

Financial Snapshot (₹ Mn)		
Parameters	FY17	FY18
Total Income	4,285.1	N.A.
Net Profit	(822.7)	N.A.
Total Assets	7,327.8	N.A.
Ratios		
NPM (%)	(19.2)	N.A.
C/R (Times)	0.5	N.A.
'Ratna' Status (As of April 2018)		
-		



# Hindustan Aeronautics Limited

Dun &amp; Bradstreet D-U-N-S® No 65-043-8559

15/1 Cubbon Road, Bengaluru - 560001, Karnataka  
Website: www.hal-india.co.in

## About the Company

Hindustan Aeronautics Ltd (HAL), is a wholly owned Govt undertaking, was incorporated in 1964 as a result of merger of Hindustan Aircraft Ltd and Aeronautics India Ltd. HAL is primarily engaged in design, development, manufacture, repair and overhaul of aircraft, helicopter, engines and related systems like avionics, instruments and accessories. The company has 20 production and overhaul divisions and 11 research and design centres co-located with the production division organised into five complexes. During FY17, HAL has produced 56 numbers of new aircraft and helicopters covering Su-30 MKI, Hawk, LCA Tejas, Dornier Do-228, ALH Dhruv, ALH-WSI Rudra and Chetral in addition to the production of engines and accessories at its various divisions.

Financial Snapshot (₹ Mn)		
Parameters	FY17	FY18
Total Income	195,994.5	193,849.9
Net Profit	26,156.3	20,704.1
Total Assets	515,164.0	491,876.3
Ratios		
NPM (%)	13.3	10.7
C/R (Times)	1.6	1.5
'Ratna' Status (As of April 2018)		
Navratna		





**Santosh Sharma**

Chairman and Managing Director

Dun & Bradstreet D-U-N-S® No 65-008-6051

Financial Snapshot (₹ Mn)		
Parameters	FY17	FY18
Total Income	13,382.2	17,469.8
Net Profit	619.4	796.0
Total Assets	31,726.9	28,753.4
Ratios		
NPM (%)	4.6	4.6
C/R (Times)	1.4	1.1
'Ratna' Status (As of April 2018)		
Miniratna - I		
Management Details		
<b>Chairman and Managing Director</b>		
Santosh Sharma		
<b>Directors</b>		
Dr. NK Singh (Joint secretary & Govt Nominee)		
Alok Chandra (Economic Adviser & Govt Nominee)		
Anupam Anand (Personnel)		
SK Bhattacharya (Mining)		
SK Bandyopadhyay (Fin)		
Simantani Jena (Independent)		
Hemant Mehtani (Independent)		
DRS Chaudhary (Independent)		
Subhas Sharma (Independent)		
Address		
Tamra Bhavan 1, Ashutosh Chowdhury Avenue, Kolkata – 700019, WB		
<b>Website</b> www.hindustancopper.com		

## Hindustan Copper Limited

### About the Company

Hindustan Copper Limited (HCL) is a Government of India (GoI) Undertaking under Ministry of Mines, Govt. of India, was incorporated on 9th November 1967. HCL is the only vertically integrated copper mining company holding all the operating copper mining leases in India. HCL is also among the leading integrated producer of refined copper in the country. Major activities of HCL are mining, ore beneficiation, smelting, refining and casting of refined copper metal into downstream products.

HCL has five operating units, i.e., at Khetri (Rajasthan), Malanjkhand (Madhya Pradesh), Ghatsila (Jharkhand), Taloja (Maharashtra) and Jhagadia (Gujarat). While Khetri and Ghatsila are fully integrated units (from mining to ore beneficiation to smelting and refining), Malanjkhand has mining and ore beneficiation facilities, Taloja has only wire rod manufacturing facility and Jhagadia has secondary copper smelter & Refinery

Also, HCL has undertaken projects to generate “wealth from the waste”. Plant to extract nickel has been commissioned at Ghatsila (Jharkhand) in the last year, with this HCL has become among the leading producers of nickel metal from primary resource in the Country. The company is installing and commissioning a commercial scale plant of capacity 3.3 million tonne per annum to extract minerals and metals from copper ore tails at Malanjkhand (M.P).

### Major Achievements - Last three years

- Reopened Kendadih mines in Dec 2017 (closed since 2000) at Ghatsila Jharkhand of capacity 2.0 lakh tonne per year
- Commissioned Banwas mine in June 2017, a new mine at Khetri, Rajasthan of capacity 6 lakh tonne per year
- Copper Ore production of HCL at 39.05 lakh tonne during 2015-16 was highest in last 17 years
- Malanjkhand Underground Mine Project flagship project – Foundation stone laid on 12.4.2015, project cost ₹ 18560 million
- Commissioning of Gujarat Copper Project - Fifth Unit of HCL located at Bharuch, Gujarat has started commercial production on 6.10.2016
- Extraction of minerals from copper ore tails -Pilot plant installed & commissioned at to extract mineral and material from copper ore tails, waste generated during mining.
- Formation of JV with CMDC- For exploration of copper in the State HCL the JV company namely Chattisgarh Copper Limited incorporated on 21.5.2018
- Extraction of Nickel as by product – Plant to produce primary nickel has been commissioned at Ghatsila plant in Aug 2016. Technology adopted will recover nickel from the waste generated during the smelting process
- Swachha Vidyalaya Abhiyan – construction/repair of 203 toilets covering 160 schools in the State of M.P, Jharkhand & Rajasthan

### Performance Highlights FY 2017-18

- HCL sales performance during 2017-18 was best last seven years
- Copper cathode production was 39% higher than the last year
- Metal-in-Concentrate production was 4% higher than the last year
- Commissioned Banwas mine (a new mines) at Khetri Copper Complex, Rajasthan in June 2017
- Capex has increased by 47% during 2017-18 to 589 crore and target for current year is ₹ 7000 million



## Hindustan Insecticides Limited

Dun &amp; Bradstreet D-U-N-S® No 65-005-0420

2<sup>nd</sup> Floor, Core – 6, SCOPE Complex, 7, Lodi Road, New Delhi – 110003, Delhi  
Website: www.hil.gov.in

### About the Company

Hindustan Insecticides Ltd (HIL) was incorporated in 1954 to supply DDT for National Malaria Eradication Programme launched by Gol. HIL is a Gol enterprise under the Department of Chemicals & Petrochemicals. HIL operates in three business verticals namely public health, crop protection and seed. HIL is primarily engaged in manufacturing of insecticides, fungicides, herbicides, acaricides, weedicides and various types of quality seeds. The product portfolio includes DDT, malathion, monocrotophos, mancozeb, dicofol, CPP, buprofezin, and imidacloprid amongst others. HIL exports to countries including African, South American, European, CIS and Asian countries like Myanmar, Namibia, Peru, Israel, Spain, Mexico and Georgia amongst others.

Financial Snapshot (₹ Mn)		
Parameters	FY17	FY18
Total Income	3,658.5	N.A.
Net Profit	32.6	N.A.
Total Assets	4,528.1	N.A.
Ratios		
NPM (%)	0.9	N.A.
C/R (Times)	1.2	N.A.
'Ratna' Status (As of April 2018)		
-		

## Hindustan Paper Corporation Limited

Dun &amp; Bradstreet D-U-N-S® No 65-005-8852

75-C, Park Street, Kolkata - 700016, WB  
Website: www.hindpaper.in

### About the Company

Hindustan Paper Corporation Ltd (HPC) is a Gol enterprise and was incorporated in 1970. HPC functions under the administrative control of Department of Heavy Industry. HPC is primarily engaged in the manufacturing and sale of printing & writing paper and newsprint. The company has two subsidiaries namely Hindustan Newsprint Limited (HNL) in Kerela with annual capacity of 100,000 MT and Nagaland Pulp and Paper Co Ltd (NPPC) in Nagaland with annual capacity of 33,000 MT. The company operates two manufacturing units located in Assam which includes Nagaon Paper Mill and Cachar Paper Mill each operating with annual capacity of 100,000 MT of writing & printing paper.

Financial Snapshot (₹ Mn)		
Parameters	FY17	FY18
Total Income	4,086.5	N.A.
Net Profit	(3,701.4)	N.A.
Total Assets	12,186.3	N.A.
Ratios		
NPM (%)	(90.6)	N.A.
C/R (Times)	2.5	N.A.
'Ratna' Status (As of April 2018)		
Miniratna - I		

## Hindustan Petroleum Corporation Limited

Dun &amp; Bradstreet D-U-N-S® No 65-005-4943

17, Jamshedji Tata Road, Post Box No. 11041, Mumbai - 400020, Maharashtra  
Website: www.hindustanpetroleum.com

### About the Company

Hindustan Petroleum Corporation Ltd (HPCL) incorporated in 1952 is a PSU with a Navratna status. HPCL is engaged in the exploration, production and marketing of petroleum and petrol-related products that include petrol, diesel, kerosene, LPG, naphtha, among others. HPCL also provides aviation refuelling services at various airports across India. HPCL also lays pipeline network of over 3,370 km for transportation of petroleum products to end users. The company operates two major refineries at Mumbai, Maharashtra (7.5 MMTPA capacity) and Vishakhapatnam, AP (8.3 MMTPA capacity) in addition to holding equity stakes in Mangalore Refinery and Petrochemicals Ltd and a refinery at Bhatinda, Punjab.

Financial Snapshot (₹ Mn)		
Parameters	FY17	FY18
Total Income	2,153,177.1	2,459,345.8
Net Profit	62,088.0	63,570.7
Total Assets	784,639.1	868,072.2
Ratios		
NPM (%)	2.9	2.6
C/R (Times)	0.9	0.8
'Ratna' Status (As of April 2018)		
Navratna		

## Hindustan Prefab Limited

Jangpura, Near Rajdoot Hotel, New Delhi - 110014, Delhi  
Website: www.hindprefab.in

### About the Company

Hindustan Prefab Ltd (HPL) was incorporated in the year 1953 in the name of Housing Factory Ltd. HPL is engaged in providing project management consultancy services. HPL undertakes mass housing & infrastructure works for urban poor, institutional buildings and residential complexes, hospital buildings & health infrastructure, environmental engineering projects, amongst others. As on 31 Mar, 2016, the order book position of HPL stood at ₹ 11.4 bn. In FY16, the company secured new orders worth ₹ 7.55 bn including projects for construction of infrastructure for NDRF, renovation and augmentation of water supply scheme in Mizoram and construction of ISBT at Siliguri amongst few.

Dun & Bradstreet D-U-N-S® No 65-063-8141

Financial Snapshot (₹ Mn)		
Parameters	FY17	FY18
Total Income	2,867.3	N.A.
Net Profit	57.0	N.A.
Total Assets	3,557.7	N.A.
Ratios		
NPM (%)	2.0	N.A.
C/R (Times)	1.2	N.A.
'Ratna' Status (As of April 2018)		
-		

## Hindustan Shipyard Limited

Gandhigram PO, Gandhigram, Visakhapatnam - 530005, AP  
Website: www.hslvizag.in

### About the Company

Hindustan Shipyard Ltd (HSL) was incorporated in 1941 and became a fully owned Govt enterprise in 1961. HSL is primarily engaged in ship building and repair activities with the operations divided into three divisions namely ship building division, ship repairs division and submarine division. In FY17, the company repaired 13 vessels of various kinds for Indian Navy, DCI, SCI, FSI, VPT, etc. During FY17, the company has delivered three ships including one Inshore Patrol Vessels for Indian Coast Guard and one 25 Ton Bollard Pull Tugs for Indian Navy and one 50 Ton Bollard Pull Tug for Kandla Port Trust.

Dun & Bradstreet D-U-N-S® No 65-005-0255

Financial Snapshot (₹ Mn)		
Parameters	FY17	FY18
Total Income	6,391.2	N.A.
Net Profit	537.7	N.A.
Total Assets	9,187.3	N.A.
Ratios		
NPM (%)	8.4	N.A.
C/R (Times)	1.1	N.A.
'Ratna' Status (As of April 2018)		
-		

## Hindustan Steelworks Construction Limited

P-34A, Gariahat Road (South), Kolkata - 700031, WB  
Website: www.hscl.co.in

### About the Company

Hindustan Steelworks Construction Ltd (Hindustan Steelworks) was incorporated in the year 1964. Hindustan Steelworks is engaged in construction and erection of integrated steel plants covering all units like blast furnace, coke oven, raw material plant, rolling mills etc. It has diversified its business activities in other sectors like thermal & hydel power plants, coal & mining complexes, pollution & environment control and others on turnkey basis. Some of the company's prominent clients include SAIL, RINL, CCL and BCCL. In FY17, the company announced its plans to award projects worth ₹ 150 bn in FY19, taking total projects under execution to 60%.

Dun & Bradstreet D-U-N-S® No 91-928-5130

Financial Snapshot (₹ Mn)		
Parameters	FY17	FY18
Total Income	11,960.5	N.A.
Net Profit	(17.3)	N.A.
Total Assets	15,637.3	N.A.
Ratios		
NPM (%)	(0.1)	N.A.
C/R (Times)	1.4	N.A.
'Ratna' Status (As of April 2018)		
-		

## HLL Lifecare Limited

Dun &amp; Bradstreet D-U-N-S® No 65-044-9213

Mahilamadiram Road, Poojappura, Thiruvananthapuram - 695012, Kerala  
Website: www.lifecarehll.com

### About the Company

HLL Lifecare Ltd (HLL), a Gol owned company incorporated in 1966 and commenced its operations in 1969. HLL is engaged in the manufacturing and marketing of contraceptive products, rehydration salts, blood transfusion equipment, wound care equipment, blood banking equipment, neo-natal care equipment and surgical and healthcare products. It also provides consultancy and contract services for healthcare infrastructure development, diagnostic and procurement services. During FY17, Kerala State Government in association with HLL has launched the 'She-pad' project, aimed to provide free and high-quality sanitary napkins for girl students in government and aided schools across the state on 08 Nov 2017.

Financial Snapshot (₹ Mn)		
Parameters	FY17	FY18
Total Income	10,647.1	N.A.
Net Profit	(253.8)	N.A.
Total Assets	24,932.1	N.A.
Ratios		
NPM (%)	(2.4)	N.A.
C/R (Times)	1.0	N.A.
'Ratna' Status (As of April 2018)		
Miniratna - I		

## HMT Machine Tools Limited

Dun &amp; Bradstreet D-U-N-S® No 91-852-2744

HMT Bhavan, 59, Bellary Road, Bengaluru - 560032, Karnataka  
Website: www.hmtindia.com

### About the Company

HMT Machine Tools Ltd (HMTMTL), a machine tools manufacturing company founded in 1953, is a public sector undertaking under the Ministry of Heavy Industries, Govt of India. Over the years, the company diversified into presses and press brakes, printing machines, die casting, plastic injection moulding machines, watches, tractors and industrial machinery. In 2000, the company's various diversified businesses were reorganized into separate subsidiaries and subsequently, in April 2000 HMTMTL became a wholly-owned subsidiary of its holding company, HMT Ltd along with other subsidiaries. During FY17, HMTMTL executed orders for several critical machines and procured prestigious orders from strategic sectors and auto sectors.

Financial Snapshot (₹ Mn)		
Parameters	FY17	FY18
Total Income	2,261.3	N.A.
Net Profit	(1,275.9)	N.A.
Total Assets	3,400.9	N.A.
Ratios		
NPM (%)	(56.4)	N.A.
C/R (Times)	0.2	N.A.
'Ratna' Status (As of April 2018)		
-		

## HPCL Biofuels Limited

Dun &amp; Bradstreet D-U-N-S® No 85-857-0219

271, Road No. 3E, Holding No. - 437 & 438, Ward No. - 22, New Pataliputra Colony, Patna - 800013, Bihar  
Website: www.hpclbiofuels.co.in

### About the Company

HPCL Biofuels Ltd (HBL) was established in 2009 as a wholly-owned subsidiary of Hindustan Petroleum Corporation Ltd (HPCL) as part of its backward integration initiatives. The company constructed sugar, ethanol and co-generation plants by reviving two closed sugar mills at Suguli and Lauriya in Bihar. The ethanol from these plants is used for blending in petrol, according to the ambitious ethanol blending program of the Government of India. HBL's integrated plants have a crushing capacity of 3500 TCPD, a distillery plant of capacity 60 KLPD and a co-gen plant of 20 MW, and were commissioned in December 2011.

Financial Snapshot (₹ Mn)		
Parameters	FY17	FY18
Total Income	3,859.5	N.A.
Net Profit	(307.2)	N.A.
Total Assets	7,046.2	N.A.
Ratios		
NPM (%)	(8.0)	N.A.
C/R (Times)	0.2	N.A.
'Ratna' Status (As of April 2018)		
-		

## HSCC (India) Limited

205, East End Plaza, Plot No. 4, Centre-II, Vasundhara Enclave, Delhi – 110096, Delhi  
Website: www.hsccltd.co.in

### About the Company

HSCC (India) Ltd (HSCC), a Gol enterprise, was set up in 1983. The company is engaged in rendering comprehensive range of professional consultancy services in health-care and other social sectors, in India and abroad. Its range of services include; conceptual studies & management consultancy, procurement, project management, information technology, facility design, engineering studies and logistics & installation. It has also diversified into the areas of engineering & maintenance of facilities, animal vaccine manufacturing facilities, pharmaceutical manufacturing facilities, training of overseas medical professionals, development of bio-technology R&D institutes, and projects in new development international markets. In FY17, total order book (Fees) stood at ₹ 3.09 bn.

Dun & Bradstreet D-U-N-S® No 91-853-4202

Financial Snapshot (₹ Mn)		
Parameters	FY17	FY18
Total Income	16,192.5	N.A.
Net Profit	376.1	N.A.
Total Assets	23,022.7	N.A.
Ratios		
NPM (%)	2.3	N.A.
C/R (Times)	1.1	N.A.
'Ratna' Status (As of April 2018)		
Miniratna - I		

## India Tourism Development Corporation Limited

Scope Complex, Core 8, 6<sup>th</sup> Floor, 7 Lodi Road, New Delhi - 110003, Delhi  
Website: www.theashokgroup.com

### About the Company

India Tourism Development Corporation Ltd (ITDC) was incorporated in 1966. The operations of ITDC are divided into various divisions namely hotels, duty free trade, travel solutions, engineering related consultancy services, advertisement and publicity, catering unit, sound and light show and event management. ITDC has also diversified into services like full-fledged & restricted money changer services and an institute imparting hospitality and tourism management training. ITDC has a network of eight Ashok Group of Hotels, five JV hotels, one restaurant, nine transport units, nine duty free shops and two light & sound shows. In Feb 2017, Ashok became India's first government owned hotel to earn LEED Gold certification.

Dun & Bradstreet D-U-N-S® No 86-217-2418

Financial Snapshot (₹ Mn)		
Parameters	FY17	FY18
Total Income	4,951.4	3,206.1
Net Profit	120.5	236.2
Total Assets	6,225.9	6,718.8
Ratios		
NPM (%)	2.4	7.4
C/R (Times)	2.2	2.2
'Ratna' Status (As of April 2018)		
Miniratna - I		

## India Trade Promotion Organisation

Pragati Bhawan, Pragati Maidan, New Delhi – 110001, Delhi  
Website: www.indiatradefair.com

### About the Company

India Trade Promotion Organisation (ITPO), was incorporated in 1976 as Trade Fair Authority of India. In 1992, the company was merged with Trade Development Authority of India, thus acquiring its present name. ITPO functions under the Department of Commerce in the Ministry of Commerce and Industry with the objective of promoting India's trade primarily through the medium of organising trade fairs and exhibitions in India and abroad. The key services provided include organising various trade fairs and exhibitions, services to overseas buyers in vendor identification, establishing durable contacts between Indian suppliers and overseas buyers and assisting Indian companies in product development amongst others.

Dun & Bradstreet D-U-N-S® No 91-533-9709

Financial Snapshot (₹ Mn)		
Parameters	FY17	FY18
Total Income	3,889.7	N.A.
Net Profit	1,711.7	N.A.
Total Assets	20,419.6	N.A.
Ratios		
NPM (%)	44.0	N.A.
C/R (Times)	10.2	N.A.
'Ratna' Status (As of April 2018)		
Miniratna - I		



IndianOil



**Sanjiv Singh**  
Chairman

Dun &amp; Bradstreet D-U-N-S® No 86-218-5592

Financial Snapshot (₹ Mn)		
Parameters	FY17	FY18
Total Income	4,496,425.2	5,098,422.1
Net Profit	191,064.0	213,461.2
Total Assets	2,592,132.7	2,807,399.1
Ratios		
NPM (%)	4.2	4.2
C/R (Times)	0.8	0.7
'Ratna' Status (As of April 2018)		
Maharatna		
Management Details		
<b>Chairman</b>		
Sanjiv Singh		
<b>Directors</b>		
AK Sharma		
GK Satish		
SSV Ramakumar		
BV Rama Gopal		
Ranjan Kumar Mohapatra		
Address		
IndianOil Bhavan, G-9, Ali Yavar Jung Marg, Bandra (E), Mumbai - 400051, Maharashtra		
<b>Website</b> www.iocl.com		
<b>Follow us on:</b>		
<a href="#">f / IndianOilCorpLimited</a> <a href="#">t / IndianOilcl</a> <a href="#">i / indianoilcorp</a> <a href="#">y / indianoilcorporationlimited</a>		

## Indian Oil Corporation Limited

### About the Company

Indian Oil Corporation Ltd (IndianOil) is one of the largest commercial enterprises in India and the highest ranked Indian corporate in Fortune's 'Global 500' listing. With a dedicated 33,000-plus workforce, widespread infrastructure, breakthrough technologies and advanced R&D facilities, IndianOil plays a significant role in the social and economic development of the country. With a market capitalisation of ₹ 1,712.2 bn as on 31st March 2018, IndianOil is recognised as one of India's most valuable companies.

### Business Operations

IndianOil's core business is refining, transportation and marketing of petroleum products. Over the years, the Corporation has expanded its operations across the hydrocarbon value chain – upstream into oil & gas exploration & production and downstream into petrochemicals, besides diversifying into natural gas and alternative energy resources.

IndianOil continues to set up state-of-the-art refineries across the country to meet the growing demand for petroleum products. As on 31st March 2018, the Company owns 11 (including two of its subsidiary) of India's 23 refineries with a combined refining capacity of 80.70 MMTPA, accounting for 33% of domestic refining capacity. IndianOil operates a network of 13,400 km of cross-country pipelines for transporting crude oil, refined petroleum products and natural gas, with a cumulative throughput capacity of 94.79 MMTPA of oil and 9.5 MMSCMD of gas.

The Corporation holds a market share of over 44%, covering the entire range of petroleum products from LPG, petrol, diesel, CNG, aviation fuels, lubricants, naphtha, furnace oil, speciality products, etc, servicing an ever-expanding network of over 47,800 customer touch points.

IndianOil's Indane brand of LPG cooking gas serves over 12 crore households through over 10,000 distributors. Its 107 aviation fuel stations together refuel over 1,750 flights a day, i.e. more than one flight per minute. The Company is also the market leader in the lubricants business with its *SERVO* brand maintaining a lead with high market share.

IndianOil's R&D Centre, one of Asia's finest, currently has an inventory of over 600 patents. The Centre is expanding its research prowess beyond lubricants and refining technologies to new and emerging areas like bio-fuels, nano-technology, battery storage and other horizon technologies.

Petrochemicals is now an integral business driver for IndianOil and has emerged as a major contributor to the Company's bottom-line. Besides a big share in the domestic market, IndianOil's *PROPEL* brand of petrochemicals are now exported to 75 countries.

IndianOil is focusing on expanding its gas business, especially where it is replacing liquid fuels. IndianOil's share in imported gas has grown to an impressive 19% for the year 2017-18. IndianOil is setting up a 5-MMTPA LNG terminal at Kamarajar Port in Ennore near Chennai for commissioning in 2018-19. IndianOil is also developing natural gas pipelines through joint venture companies, which include a 1,500-km pipeline grid to connect Guwahati to major cities in the Northeast. IndianOil is pursuing city gas distribution (CGD) projects in eight different geographical areas through JVs.

IndianOil's upstream segment has a portfolio of 19 E&P blocks (9 domestic & 10 overseas) with Participating Interest (PI) ranging from 3% to 100%.

IndianOil has been one of the early investors in renewable energy sources in the country and today boasts of a 200-MW portfolio of wind and solar power capacity, which is being further expanded rapidly.



## Indian Railway Catering and Tourism Corporation Limited

11<sup>th</sup> Floor B – 148 Statesman House Barakhamba Road New Delhi - 110001, Delhi  
Website: www.irctc.com

Dun & Bradstreet D-U-N-S® No 67-559-3926

### About the Company

Indian Railway Catering and Tourism Corporation Ltd (IRCTC) was incorporated in 1999 under Ministry of Railways. IRCTC was formed as an extended arm of the Indian Railways to upgrade and manage catering and hospitality services. Under catering and hospitality division, it operates both railway and non-railway catering and hospitality services. The internet ticketing segment offers services like E-ticketing, mobile booking, co-branding, banner advertisement, unreserved ticketing. Under travel and tourism, IRCTC runs various tourists trains and also provides tour packages, educational tours and air packages. IRCTC operates seven Rail Neer plants located across different cities.

Financial Snapshot (₹ Mn)		
Parameters	FY17	FY18
Total Income	15,963.2	N.A.
Net Profit	2,117.1	N.A.
Total Assets	18,266.3	N.A.
Ratios		
NPM (%)	13.3	N.A.
C/R (Times)	2.1	N.A.
'Ratna' Status (As of April 2018)		
Miniratna - I		

## Indian Rare Earths Limited

Plot No. 1207, Veer Savarkar Marg, Prabhadevi, Mumbai - 400028, Maharashtra  
Website: www.irel.co.in

Dun & Bradstreet D-U-N-S® No 91-844-8056

### About the Company

Indian Rare Earths Ltd (IREL) was incorporated in 1950. IREL is engaged in mining and separation of heavy minerals like limenite, rutile, zircon, sillimanite, garnet, and monazite from beach sand. The company also undertakes processing of monazite to yield thorium compounds, rare earth chlorides and tri-sodium phosphate. IREL operates through four production plants with rare earths division at Aluva in Kerala, minerals division at Chavara, OSCOM and Manavalakurichi in the state of in Kerala, Orissa, and TN, respectively. In FY17, Monazite processing plant (MoPP) at its OSCOM unit produced 183,015 MT of Ilmenite along with other associated minerals.

Financial Snapshot (₹ Mn)		
Parameters	FY17	FY18
Total Income	5,147.8	N.A.
Net Profit	507.5	N.A.
Total Assets	10,609.1	N.A.
Ratios		
NPM (%)	9.9	N.A.
C/R (Times)	2.9	N.A.
'Ratna' Status (As of April 2018)		
Miniratna - I		







**S K Chaudhary**

Chairman & Managing Director

Dun & Bradstreet D-U-N-S® No 67-559-3624

Financial Snapshot (₹ Mn)		
Parameters	FY17	FY18
Total Income	32,544.3	N.A.
Net Profit	3,690.3	N.A.
Total Assets	91,676.2	N.A.
Ratios		
NPM (%)	11.3	N.A.
C/R (Times)	2.0	N.A.
'Ratna' Status (As of April 2018)		
Miniratna Category - I		
Management Details		
<b>Chairman &amp; Managing Director</b>		
S K Chaudhary		
<b>Directors</b>		
Deepak Sabhlok		
M K Singh		
Rajiv Chaudhry		
Ved Pal		
Avineesh Matta		
Sanjay Kumar Singh		
Prof. Vasudha V Kamat		
Dr. C B Venkataramana		
Dr. Narender Singh Raina		
Ashok Kumar Ganju		
Address		
Plot No. C-4, District Centre, Saket, New Delhi – 110017		
<b>Website</b> www.ircon.org		

## Ircon International Limited

### About the Company

Ircon International Ltd (IRCON), previously named Indian Railway Construction Company Limited was incorporated in the year 1976 by the Ministry of Railways, GOI. The company is involved in a range of construction activities and services in the infrastructure sector with special focus on Railway & Highway Construction, EHP Sub-Station (Engineering & Construction), and MRTS. IRCON operates in several states across India and other countries such as Malaysia, Nepal, Bangladesh, Mozambique, Ethiopia, Afghanistan, United Kingdom, Algeria, and Sri Lanka. Till date, the company has completed over 300 infrastructure projects in India and over 100 projects in more than 21 foreign nations.

### Business Profile

IRCON is primarily engaged in the business of construction. During FY17, the company completed 4 projects, 2 of which were in India, one in Bhutan and one in Bangladesh. The company's areas of expertise include:

- Railways:** Services include construction of Railway Lines, Station Buildings & Facilities, Bridges, Tunnels, production units for manufacturing Rolling Stock, Maintenance Depots, and Track Components on a turn-key basis.
- Highways:** IRCON constructs highways and roads across the globe, with its operations funded by accredited organizations like World Bank, Asian Development Bank, African Development Bank, Japan Bank of International Co-operation, etc.
- Buildings:** The company is involved in building several types of structures including Commercial/Institutional/ Industrial/Residential Buildings, Airport Hangers, Station Buildings, Hospitals, Warehouses, etc.
- Electrical:** Services offered include, but are not limited to Railway Electrification, Power Supply Distribution Network for Cities, Metros and Airports, Turnkey Project Management including Design, Supply, Erection, Testing and Commissioning, and Solar Energy works.
- Signaling/Telecom:** IRCON provides customized Telecom Systems to meet the needs of Railway and Non-Railway customers.
- Mechanical:** The company supplies Passenger Cars and Diesel Locomotives to meet the needs of Railway and Non-Railway customers respectively.
- Others:** IRCON is involved in the construction of Coach Factories, Stations, Multi-Function Complexes and various structures for the aviation industry.

### Performance and Project Highlights:

During FY17, the company procured orders worth ₹ 60.3 bn and the order book on March 31, 2017 stood at ₹ 188.78 bn against ₹ 175.69 bn during the previous year. The company is currently involved in the following on-going projects:

- Katra-Qazigund section in progress for Northern Railway of India. The value of this project is approximated at ₹ 101.34 bn.
- Setting up of a new Rail Coach Factory at Rae Bareli for the Ministry of Railways. This project is currently valued at ₹ 29.73 bn.
- Construction of Road Over Bridges in the state of Bihar (2 projects) valued at 13.21 bn and in the state of Rajasthan (1 project) worth 6.34 bn.
- Chhattisgarh East West Railway Limited has awarded the company with a contract for the construction of a corridor between Gevra Road to Pendra Road which is valued at 32.73 bn.
- Installation of double track line (93 km) in Algeria awarded by ANESRIF valued at 17.57 bn.

## Ircon PB Tollway Limited

C-4, District Centre, Saket, New Delhi - 110017, Delhi  
Website: [www.ircon.org](http://www.ircon.org)

### About the Company

Ircon PB Tollway Ltd (IrconPBTL) is a special purpose vehicle incorporated by Ircon International Ltd in 2014 as its wholly-owned subsidiary, for the widening and strengthening of the existing Bikaner & Phalodi section (Rajasthan) to four lanes from km 4.200 to km 55.250, and two lanes with paved shoulder from km 55.250 to km 163.500 of NH-15 on build, operate, and transfer (BOT) (Toll) basis in Rajasthan. Under the concession agreement with the National Highways Authority of India (NHAI), IrconPBTL has the exclusive right, license and authority to construct, operate and maintain the project, with toll collection rights for 26 years. The total project cost is ₹ 8.44 bn and the EPC contract cost is ₹ 6.46 bn.

Dun & Bradstreet D-U-N-S® No 87-379-2413

Financial Snapshot (₹ Mn)		
Parameters	FY17	FY18
Total Income	1,787.7	N.A.
Net Profit	5.4	N.A.
Total Assets	2,537.9	N.A.
Ratios		
NPM (%)	0.3	N.A.
C/R (Times)	5.1	N.A.
'Ratna' Status (As of April 2018)		
-		

## Ircon Shivpuri Guna Tollway Limited

C-4, District Centre, Saket, New Delhi - 110017, Delhi  
Website: [www.ircon.org](http://www.ircon.org)

### About the Company

Ircon Shivpuri Guna Tollway Ltd (IrconSGTL), a wholly-owned subsidiary of Ircon International Ltd, was incorporated in 2015 to execute the project of four laning of Shivpuri Guna section of NH-3 from km 236.00 to km 332.100 (97.74 km) in Madhya Pradesh as per the terms and conditions of the Concession Agreement entered into with National Highway Authority of India (NHAI). The total project cost is ₹ 8.72 bn and the EPC contract cost is ₹ 6.42 bn. The total length of road to be constructed is 97.70 km (four laning) and in equivalent 2 lane is 170.60 km in first phase of construction.

Dun & Bradstreet D-U-N-S® No 87-683-8266

Financial Snapshot (₹ Mn)		
Parameters	FY17	FY18
Total Income	2,947.4	N.A.
Net Profit	3.9	N.A.
Total Assets	3,241.0	N.A.
Ratios		
NPM (%)	0.1	N.A.
C/R (Times)	1.9	N.A.
'Ratna' Status (As of April 2018)		
-		

## ITI Limited

ITI Bhavan, Dooravaninagar, Bengaluru - 560016, Karnataka  
Website: [www.itilttd-india.com](http://www.itilttd-india.com)

### About the Company

ITI Ltd (ITI), established in 1948, is a state-owned manufacturer of telecommunications equipments, offering a complete range of switching, transmission, access and subscriber premises equipment. The company operates GSM mobile equipment manufacturing facilities at its Mankapur and Rae Bareilly plants in UP. Apart from these, ITI has four other manufacturing units in Karnataka, UP, Kerala and Jammu & Kashmir. ITI also manufactures Information and Communication Technology (ICT) equipment like network management systems, encryption and networking solutions for internet connectivity, and secure communication networks and strategic equipment for India's defence forces.

Dun & Bradstreet D-U-N-S® No 92-563-0394

Financial Snapshot (₹ Mn)		
Parameters	FY17	FY18
Total Income	19,039.9	18,026.0
Net Profit	3,048.8	2,305.6
Total Assets	55,128.3	70,075.5
Ratios		
NPM (%)	16.0	12.8
C/R (Times)	0.8	0.9
'Ratna' Status (As of April 2018)		
-		

## Kamarajar Port Limited

Dun &amp; Bradstreet D-U-N-S® No 91-583-3651

4<sup>th</sup> Floor, Super Speciality Diabetic Centre, Rajaji Salai, Chennai - 600001, TN  
Website: www.ennoreport.gov.in

### About the Company

Kamarajar Port Ltd (KPL) was incorporated in 1999 as Ennore Port Ltd under the Ministry of Shipping and acquired its present name in the year 2014. KPL is primarily engaged in providing port services and handles variety of cargos including coal, automobiles, chemicals, bulk cargo and container cargo amongst others. KPL is operating 8 berths with a total cargo handling capacity of 38 MMTPA. In FY17, it set up two berths for car export and general cargo costing ₹ 1.4 bn. In FY18, KPL's cargo throughput stood at 30.45 MMT comprising coal throughput of 23.17 MMT.

Financial Snapshot (₹ Mn)		
Parameters	FY17	FY18
Total Income	6,405.0	6,382.9
Net Profit	4,724.0	3,941.8
Total Assets	28,485.8	32,308.7
Ratios		
NPM (%)	73.8	61.8
C/R (Times)	0.3	0.3
'Ratna' Status (As of April 2018)		
Miniratna - I		

## Kanti Bijlee Utpadan Nigam Limited

Dun &amp; Bradstreet D-U-N-S® No 65-026-2772

Kanti Thermal, Muzaffarpur – 843130, Bihar  
Website: www.kbunl.co.in

### About the Company

Kanti Bijlee Utpadan Nigam Ltd (KBUNL), formerly known as Vaishali Power Generating Company Ltd was incorporated as a subsidiary of NTPC in 2006 to take over 220 MW Muzaffarpur TPS. The company acquired its present name in the year 2008. The company is a JV between NTPC and Bihar State Electricity Board with NTPC holding 65% of shares. In FY13, KBUNL started the commercial operations of Unit-I and in FY14 commercial operation of Unit-II of 110 MW of Muzaffarpur TPS after completion of renovating and modernizing. The company is also undertaking expansion of the project by adding 2 more units with 195 MW power generating capacity each.

Financial Snapshot (₹ Mn)		
Parameters	FY17	FY18
Total Income	4,163.0	N.A.
Net Profit	(219.3)	N.A.
Total Assets	46,603.6	N.A.
Ratios		
NPM (%)	(5.3)	N.A.
C/R (Times)	0.3	N.A.
'Ratna' Status (As of April 2018)		
-		

## Karnataka Antibiotics & Pharmaceuticals Limited

Dun &amp; Bradstreet D-U-N-S® No 65-046-5990

Nirman Bhavan, Dr. Rajkumar Road, 1<sup>st</sup> Block, Rajajinagar, Bengaluru - 560010, Karnataka  
Website: www.kaplindia.com

### About the Company

Karnataka Antibiotics & Pharmaceuticals Ltd (KAPL) was incorporated in 1984. KAPL is engaged in manufacturing and marketing of various life saving drugs. KAPL is engaged in manufacturing and supply of wide range of pharmaceuticals. It offers products in two categories namely parenteral dosages and non parenteral antibiotics. The company manufactures pharmaceuticals in the form of dry powder vials, injectables, tablets, capsules, liquid orals, dry syrups, sachets and powders. KAPL also manufactures agro chemicals, medical equipment, and medical kits and it also undertakes contract manufacturing. The company operates through a manufacturing facility located in Peenya Industrial Area in Bengaluru.

Financial Snapshot (₹ Mn)		
Parameters	FY17	FY18
Total Income	3,760.3	N.A.
Net Profit	303.3	N.A.
Total Assets	2,883.6	N.A.
Ratios		
NPM (%)	8.1	N.A.
C/R (Times)	1.9	N.A.
'Ratna' Status (As of April 2018)		
-		

## KIOCL Limited

II Block, Koramangala, Bengaluru - 560034, Karnataka  
Website: www.kioclltd.in

### About the Company

Founded in 1976, KIOCL Ltd (KIOCL) is a key player in the Beneficiation & Pelletisation Industry. The company operates EOU with expertise in iron ore mining, filtration technology & production and sale of high quality pellets, pig iron and auxiliary materials. KIOCL is presently operating 3.5 MTPA Iron-oxide Pellet Plant. It has entered into several O&M contracts across India including; with NMDC for iron ore beneficiation and pelletisation plant and, with Orissa Mining Corporation (OMC) to operate and manage 1.4 MTPA chrome ore beneficiation plant at Kaliapani, Odisha. In FY17, the pellet production and dispatch stood at 14.6 lakh Tons and 13.9 lakhs tons, respectively.

Dun & Bradstreet D-U-N-S® No 65-007-8512

Financial Snapshot (₹ Mn)		
Parameters	FY17	FY18
Total Income	10,857.3	17,844.4
Net Profit	479.3	814.8
Total Assets	25,412.9	25,579.3
Ratios		
NPM (%)	4.4	4.6
C/R (Times)	8.6	9.8
'Ratna' Status (As of April 2018)		
Miniratna - I		

## Konkan Railway Corporation Limited

Belapur Bhavan, Plot No. 6, Sector 11, CBD Belapur, Navi Mumbai - 400614, Maharashtra  
Website: www.konkanrailway.com

### About the Company

Konkan Railway Corporation Ltd (KRCL) was incorporated in 1990. The Konkan railway comprising of 741 km of railway line connects states of Maharashtra, Goa and Karnataka. KRCL is primarily engaged in passenger operations and freight operations. During FY17, on an average 51 passenger trains per day were run by KRCL. On the freight front, on an average 17 freight trains per day including RORO services were run by KRCL during FY17. The total earnings during the year registered an increase of 3.05% (y-o-y) to ₹ 10.06 bn. The company is also engaged in projects like USBRL project, J&K, Jaigad Digni Rail Connectivity, Track Doubling - Roha Veer Section.

Dun & Bradstreet D-U-N-S® No 87-179-4274

Financial Snapshot (₹ Mn)		
Parameters	FY17	FY18
Total Income	21,526.0	24,336.0
Net Profit	619.7	1,020.5
Total Assets	55,215.6	N.A.
Ratios		
NPM (%)	2.9	4.2
C/R (Times)	0.6	N.A.
'Ratna' Status (As of April 2018)		
-		

## Mahanadi Coalfields Limited

Jagruti Vihar, Burla, Sambalpur – 768020, Odisha  
Website: www.mahanadicoal.in

### About the Company

Mahanadi Coalfields Ltd (MCL) was incorporated in 1992 as a subsidiary of Coal India Ltd. The company is mainly engaged in the extraction of coal from a vast area of 2,723 sq km, an estimated 24.6% of the Indian coal reserves. It operates two coalfields namely Talcher and IB Valley coalfields comprising of 11 mining areas with six underground and 16 opencast mines, two central workshops and sales offices at Kolkata and Bhubaneswar. MCL has also diversified into power generation, power transmission, coal logistics, and renewable energy alternatives. MCL has employed 22,036 people as on Mar 31, 2017.

Dun & Bradstreet D-U-N-S® No 91-860-8584

Financial Snapshot (₹ Mn)		
Parameters	FY17	FY18
Total Income	164,682.9	N.A.
Net Profit	44,920.1	N.A.
Total Assets	286,667.9	N.A.
Ratios		
NPM (%)	27.3	N.A.
C/R (Times)	2.4	N.A.
'Ratna' Status (As of April 2018)		
Miniratna - I		

## Mahanagar Telephone Nigam Limited

Dun &amp; Bradstreet D-U-N-S® No 87-179-4093

Mahanagar Doorsanchar Sadan, 9, CGO Complex, Lodhi Road, New Delhi - 110003, Delhi  
Website: www.mtnl.net.in

### About the Company

Mahanagar Telephone Nigam Ltd (MTNL) was incorporated in 1986 to provide telecommunication services in the metropolitan cities of Delhi and Mumbai. It got Navratna status in 1997. The company provides fixed telephone, WLL fixed, WLL mobile, GSM mobile and broadband services to its customers. MTNL provides fixed-line telephone services in metropolitan cities of Delhi and Mumbai and cellular services in Delhi under the brand name Dolphin, Garuda; and Trump. As on 31<sup>st</sup> Mar, 2017, the company had total network of 602 switches, which included 260 in Mumbai and 342 in Delhi. During the same period, MTNL had 1,109,492 broadband subscribers and 9,249 FTTH subscribers.

Financial Snapshot (₹ Mn)		
Parameters	FY17	FY18
Total Income	35,524.6	31,164.2
Net Profit	(29,410.8)	(29,730.3)
Total Assets	176,629.6	162,496.7
Ratios		
NPM (%)	(82.8)	(95.4)
C/R (Times)	0.5	0.6
'Ratna' Status (As of April 2018)		
Navratna		

## Mangalore Refinery and Petrochemicals Limited

Dun &amp; Bradstreet D-U-N-S® No 91-575-8317

Kuthethoor P. O. Via Katipalla, Mangaluru - 575030, Karnataka  
Website: www.mrpl.co.in

### About the Company

Mangalore Refinery and Petrochemicals Ltd (MRPL) was set up in 1988 as a joint venture oil refinery between Hindustan Petroleum Corp Ltd and IRIL & Associates of AV Birla Group. In 2003, ONGC acquired the total shareholding of AV Birla Group and further infused equity capital of ₹ 6 bn. The company manufactures petroleum and petroleum products for domestic and international consumers across various industries such as mining, construction, power, agriculture, fertilizers and paint. MRPL's products include liquid or gaseous fuels, lubricating oils, greases, liquefied petroleum gas, high speed diesel, motor spirit, bitumen, sulphur, pet coke, furnace oil, naphtha and aviation turbine fuel.

Financial Snapshot (₹ Mn)		
Parameters	FY17	FY18
Total Income	598,536.9	632,882.1
Net Profit	36,436.9	22,241.2
Total Assets	264,046.2	262,144.1
Ratios		
NPM (%)	6.1	3.5
C/R (Times)	0.9	0.7
'Ratna' Status (As of April 2018)		
Miniratna - I		

## Mazagon Dock Shipbuilders Limited

Dun &amp; Bradstreet D-U-N-S® No 65-007-8140

Dockyard Road, Mazagon, Mumbai – 400010, Maharashtra  
Website: www.mazdock.in

### About the Company

Mazagon Dock Shipbuilders Ltd (MDSL), formerly known as Mazagon Dock Ltd was incorporated in 1934 to undertake shipbuilding. In 1960, it was taken over by the GoI and subsequently started construction of warships and submarines for the Indian Navy as well as offshore structures for ONGC. MDSL is mainly engaged in construction of warships, submarines and merchant ships up to 40,000 DWT with its facilities located at Mumbai and Nhavasheva. Under merchant shipbuilding, the company is engaged into the construction of trailing suction hopper dredger, general cargo vessel, multipurpose support vessel, special trade passenger cum cargo vessels and BOP vessels. During 2017, MDSL launched second Scorpene Submarine 'Khanderi' on 12 Jan, 2017.

Financial Snapshot (₹ Mn)		
Parameters	FY17	FY18
Total Income	42,943.0	N.A.
Net Profit	5,334.9	N.A.
Total Assets	189,713.9	N.A.
Ratios		
NPM (%)	12.4	N.A.
C/R (Times)	1.2	N.A.
'Ratna' Status (As of April 2018)		
Miniratna - I		

## MECON Limited

Vivekananda Path, Doranda, Ranchi – 834002, Jharkhand  
Website: [www.meconlimited.co.in](http://www.meconlimited.co.in)

Dun & Bradstreet D-U-N-S® No 86-217-6331

### About the Company

MECON Ltd (MECON) was established in 1959 under the aegis of Central Engineering and Design Bureau. The company undertakes construction contracts and provides engineering & consultancy services in India and abroad. The projects undertaken by MECON are broadly categorised in four segments viz. metals, power, oil & gas and infrastructure. In FY17, MECON's engineering & consultancy order book consisted of 55% projects in the non-metal sector and the rest 45% in the metal sector. In FY17, the company secured a record order book worth ₹ 14.19 bn which include EPC services for setting-up of external coal handling plant package for NTPC Limited, Noida, PMC Services for GAIL (India) Ltd, Noida.

Financial Snapshot (₹ Mn)		
Parameters	FY17	FY18
Total Income	4,069.8	N.A.
Net Profit	(838.4)	N.A.
Total Assets	11,534.9	N.A.
Ratios		
NPM (%)	(20.6)	N.A.
C/R (Times)	1.7	N.A.
'Ratna' Status (As of April 2018)		
Miniratna - II		

## Mineral Exploration Corporation Limited

Dr. Babasaheb Ambedkar Bhawan, Seminary Hills, Nagpur - 440006, Maharashtra  
Website: [www.mecl.gov.in](http://www.mecl.gov.in)

Dun & Bradstreet D-U-N-S® No 65-010-6578

### About the Company

Mineral Exploration Corporation Ltd (MECL) was incorporated in 1972 as a wholly owned Gol enterprise under the administrative control of Ministry of Mines, Gol. The company is primarily engaged in exploration of minerals like coal, lignite, bauxite, copper, gold, coal bed methane (CBM) amongst others. The company also renders its services in various other fields like remote sensing, geological mapping, exploratory drilling upto 2,000 metres. The company's client base includes central and state PSUs like CIL, PFCCL, SAIL, NALCO, NLC and private agencies. In FY17, MECL registered 0.52 mn meters of drilling, the highest since the inception of the company.

Financial Snapshot (₹ Mn)		
Parameters	FY17	FY18
Total Income	3,647.0	N.A.
Net Profit	1,048.6	N.A.
Total Assets	4,740.3	N.A.
Ratios		
NPM (%)	28.8	N.A.
C/R (Times)	3.3	N.A.
'Ratna' Status (As of April 2018)		
Miniratna - II		

## Mishra Dhatu Nigam Limited

P.O. Kanchanbagh, Hyderabad - 500058, Telangana  
Website: [www.midhani-india.in](http://www.midhani-india.in)

Dun & Bradstreet D-U-N-S® No 65-005-8332

### About the Company

Mishra Dhatu Nigam Ltd (MIDHANI) was formed to manufacture and process various metal components and alloys. It is primarily engaged in manufacturing and processing of steel, titanium and super alloys and other special metals and their alloys in the form of ingots, billets, rolled plates, sheets and strips, wires, tubes, required for aircraft, rockets, missiles, electronics, instruments, and allied industries. It also provides consultancy services and testing and evaluation services including chemical analysis, mechanical analysis, non-destructive and magnetic testing. In FY17, it sold 6,150 MT of super alloys, titanium alloys and other products worth ₹ 8.09 bn.

Financial Snapshot (₹ Mn)		
Parameters	FY17	FY18
Total Income	8,330.9	N.A.
Net Profit	1,263.1	N.A.
Total Assets	11,010.4	N.A.
Ratios		
NPM (%)	15.2	N.A.
C/R (Times)	2.9	N.A.
'Ratna' Status (As of April 2018)		
Miniratna - I		



## MMTC Limited

Dun &amp; Bradstreet D-U-N-S® No 65-006-7721

Core-1, Scope Complex, 7, Institutional Area, Lodhi Road, New Delhi – 110003, Delhi  
Website: www.mmctlimited.gov.in

### About the Company

MMTC Ltd (MMTC) established in 1963, is an international trading central public-sector undertaking, under the administrative control of Ministry of Commerce & Industry, GOI. The principal activities of the company are export of minerals and import of precious metals, non-ferrous metals, fertilizers, agro products, coal and hydrocarbon etc. MMTC also deals in engineering products and drugs and pharmaceuticals. The company's trade activities span across various countries in Asia, Europe, Africa and Middle East. As of March 2017, the company has 9 regional offices in major cities and ports of India and a wholly-owned subsidiary – MMTC Transnational Pvt. Ltd (MTPL), Singapore.

Financial Snapshot (₹ Mn)		
Parameters	FY17	FY18
Total Income	117,506.6	165,139.1
Net Profit	570.6	488.4
Total Assets	60,782.9	54,175.5
Ratios		
NPM (%)	0.5	0.3
C/R (Times)	1.1	1.2
'Ratna' Status (As of April 2018)		
Miniratna - I		

## MOIL Limited

Dun &amp; Bradstreet D-U-N-S® No 87-178-8994

MOIL BHAWAN, 1A, Katol Road, Nagpur - 440013, Maharashtra  
Website: www.moil.nic.in

### About the Company

MOIL Ltd (MOIL) is a Schedule "A" Miniratna Category-I Company. Originally incorporated as Manganese Ore (India) Limited in 1962. Subsequently, name of the Company was changed from Manganese Ore (India) Limited to MOIL Limited during 2010-11. MOIL is engaged in the exploration, exploitation and marketing of manganese ore and products, such as electrolytic manganese dioxide and high carbon Ferro manganese alloy. It operates through three segments, mining, manufacturing and power generation. The company operates approximately three opencast and over seven underground mines. It has produced over 1.03 mn tons of various grades of manganese ore.

Financial Snapshot (₹ Mn)		
Parameters	FY17	FY18
Total Income	12,109.7	N.A.
Net Profit	3,058.3	N.A.
Total Assets	30,733.6	N.A.
Ratios		
NPM (%)	25.3	N.A.
C/R (Times)	10.4	N.A.
'Ratna' Status (As of April 2018)		
Miniratna - I		

## MSTC Limited


Dun &amp; Bradstreet D-U-N-S® No 65-007-8504

225-C, Acharya Jagadish Chandra Bose Road, Kolkata – 700020, WB  
Website: www.mstcindia.co.in

### About the Company

MSTC Ltd (MSTC) was incorporated in 1964 to act as a regulating authority for export of ferrous scrap. In 1974, MSTC became a subsidiary of SAIL while in 1982 the company was delinked from SAIL and became an independent company. The company also served as the canalizing agency of GoI for import of scrap and ship for breaking. MSTC is primarily engaged in disposal of ferrous and miscellaneous scrap from steel plants as well as disposal of scrap and used stores, rejected waste from over 150 PSUs. It is also engaged in trading, e-commerce and marketing services.

Financial Snapshot (₹ Mn)		
Parameters	FY17	FY18
Total Income	14,975.2	N.A.
Net Profit	645.3	N.A.
Total Assets	45,587.8	N.A.
Ratios		
NPM (%)	4.3	N.A.
C/R (Times)	1.0	N.A.
'Ratna' Status (As of April 2018)		
Miniratna - I		





**Dr. Tapan Kumar Chand**

Chairman-cum-Managing Director

Dun & Bradstreet D-U-N-S® No 65-005-8779

Financial Snapshot (₹ Mn)		
Parameters	FY17	FY18
Total Income	84,582.9	99,179.6
Net Profit	6,685.3	13,424.1
Total Assets	145,016.5	146,138.0
Ratios		
NPM (%)	7.9	13.5
C/R (Times)	2.1	2.3

**'Ratna' Status (As of April 2018)**

Navratna

**Management Details**

**Chairman-cum-Managing Director**

Dr. Tapan Kumar Chand

**Directors**

KC Samal

V Balasubramanyam

BK Thakur

Sanjib Kumar Roy

Pradip Kumar Mishra

**Address**

Nalco Bhawan,  
P/1, Nayapalli,  
Bhubaneswar - 751013,  
Odisha

**Website**

www.nalcoindia.com

## National Aluminium Company Limited

### About the Company

National Aluminium Company Limited (NALCO) is a Navratna CPSE under Ministry of Mines. It was established on 7<sup>th</sup> January, 1981 in the Public Sector, with its registered office at Bhubaneswar. The Company is an integrated and diversified mining, metal and power group 'A' CPSE with net sales turnover of ₹ 93.8 bn in financial year 2017-18, export sales (i.e. ₹ 40.7 bn) accounted about 43% of turnover and business in more than 15 countries. The Company is 3<sup>rd</sup> highest net foreign exchange earning CPSE in the year 2016-17. Presently, Government of India holds 56.59 % equity of NALCO.

### Global Benchmark

The Company is one of the lowest cost producer of bauxite and alumina in the world in 2017 for 2<sup>nd</sup> successive year as per Wood Mackenzie report. Further, the Company's Panchpatmali Bauxite Mines has emerged as the 2<sup>nd</sup> lowest cost producer in the world in 2017.

### Business Verticals

- The core business of the Company includes Bauxite Mining, Alumina Refining, Aluminium Smelting and Captive Power generation. The Company has also diversified to renewable energy sector in a significant manner to reduce carbon foot print.
- NALCO is one of the largest integrated Bauxite-Alumina-Aluminium- Power Complex in the Country.

### Production Units:

	Capacity	Location
Bauxite Mines	68.25 lakh TPA	Damanjodi, Odisha
Alumina Refinery	21.00 lakh TPA	Damanjodi, Odisha
Aluminium Smelter	4.60 lakh TPA	Angul, Odisha
Captive Power Plant	1200MW	Angul, Odisha
Green Energy-Wind/Solar	198MW	Maharashtra, Rajasthan & AP

### Product Profile:

Alumina:	Aluminium Metal:
Calcined Alumina	Standard Ingots, Sow Ingots, Tee Ingots
Alumina Hydrate	Wire Rods
Special Grade Alumina	Billets
Special Grade Hydrates	Flat Rolled Products and Chequered Sheets

- NALCO has bulk shipment facilities at Vizag port for export of Alumina/ Aluminium and import of caustic soda and also utilises the facilities at Kolkata and Paradeep ports. The company has registered sales offices in Delhi, Kolkata, Mumbai, Chennai and Bangalore and 9 (nine) operating stockyards at various locations in the Country to facilitate domestic marketing.

### Securing the future: In the Path to Prosperity

The company has developed a new corporate plan with well-defined 3 years action plan, 7 years strategy & 15 years vision of being a premier and integrated company in the aluminium value chain with strategic presence in mining both domestic & global, metals and energy sectors. The Corporate Plan has chalked out a roadmap for achieving turnover of ₹ 181.7 bn and ₹ 312.5 bn by 2024 and 2032 respectively. The Company aims at aluminium metal production of 1.1 MTPA and 1.73 MTPA by 2024 & 2032 respectively through brown field and green field expansion.

In order to boost the ancillary, upstream & downstream products related to aluminium industry, a JV Company 'Angul Aluminium Park Private Ltd' (AAPPL) has been formed with Odisha Industrial Infrastructure Development Corporation (IDCO).

### Research & Development at NALCO:

The Company pursues its R&D activities fervently and has already filed 35 patents out of which 16 patents have been granted and 5 have been commercialized till June'18. As a part of its effort to convert waste to wealth, the Company is endeavoring to salvage iron concentrate from red mud, Gallium from spent liquor. The Company successfully commissioned a first of its kind de-fluoridation process based on nano-technology to de-contaminate the effluent water of Smelter without using any chemicals, and ensuring almost 100% recovery of water.

### CSR Initiatives:

Sharing the happiness is the spirit of CSR of the Company. The Company operates in tribal dominated areas of Odisha and up lifting the socio-economic conditions of the people living around its operational areas has been the guiding philosophy of CSR.

### Salient Features:

- One of the 1<sup>st</sup> CPSE to have a CSR Policy since inception.
- CSR policy compliant with Companies Act 2013 and DPE Guidelines.
- 2% of average net profit of previous 3 years allocated as CSR Fund.
- Set up a standalone Foundation in 2010 for taking up its CSR activities
- More than ₹ 325 cr. spent till FY 2017-18.

### Some of the empathetic CSR initiatives of the Company includes:

- Education: Indradhanush- Free residential education for 812 tribal children; 'Beti Bachao, Beti Padhao'- 'NALCO ki Ladli' 277 girls adopted.
- Health Care: 2 Hospitals and 9 MHUs treat more than 1 lakh patients of peripheral villages. Construction of Super specialist eye care centre in Angul and Night Shelter in AIIMS, Bhubaneswar are in full pace.
- Swachh Bharat Abhiyan: Constructed 479 toilets, taken up 11 villages to make ODF (2 villages completed).
- Iconic Shrine Development in Puri: Temple LED illumination completed, launched battery-operated vehicle service, Renovation and beautification of Gandhi Park as tourist point etc.
- Initiated piped water supply to 13 villages in Angul
- Solar lighting system to be installed in 220 periphery villages. (Completed in 10 villages)
- A Centre of Excellence for Skill Development with Heavy mining equipment's simulator facility is being established at Bhubaneswar.
- Promoting arts, culture and sports by instituting various awards like 'NALCO Kalidas Award', 'NALCO Smiles Award', 'Nalco Guru Kelu Charan Award', "Nalco Sports Awards" etc.

The company, since inception, has marched ahead with sustainable growth, perpetual profits while exhibiting deep empathetic concern for the society. Etched in the hearts of millions of people as modern industrial "Konark", the company has been able to create a special place for itself for the people it works with.



## National Fertilizers Limited

Dun &amp; Bradstreet D-U-N-S® No 91-851-9646

Scope Complex Core 3, Institutional Area, Lodhi Road, New Delhi - 110003, Delhi  
Website: www.nationalfertilizers.com

### About the Company

National Fertilizers Ltd (NFL) is a Mini Ratna (Category 1) company incorporated in 1974. NFL is engaged in the manufacture and marketing of neem coated urea, three strains of bio-fertilizers (solid & liquid) and other allied industrial products like ammonia, nitric acid, ammonium nitrate, sodium nitrite and sodium nitrate. NFL's products are sold under the brand name, Kisan. The company also produces certified seeds under its seeds multiplication program under the brand name, Kisan Beej. NFL has five gas-based Ammonia-Urea plants Punjab, Haryana and Madhya Pradesh. The company currently has a total annual installed capacity of 35.68 LMT (Re-assessed capacity of 32.31 LMT).

Financial Snapshot (₹ Mn)		
Parameters	FY17	FY18
Total Income	77,078.1	90,246.3
Net Profit	2,081.6	2,127.7
Total Assets	101,817.8	96,284.1
Ratios		
NPM (%)	2.7	2.4
C/R (Times)	1.1	1.2
'Ratna' Status (As of April 2018)		
Miniratna - I		

## National Film Development Corporation Limited

Dun &amp; Bradstreet D-U-N-S® No 86-221-5998

Discovery of India Building, 6<sup>th</sup> Floor, Nehru Centre, Dr. Annie Besant Road, Worli, Mumbai - 400018, Maharashtra  
Website: www.nfdcindia.com

### About the Company

National Film Development Corporation Ltd (NFDC), formerly known as the Film Finance Corporation, is the central agency established to encourage good quality cinema in the country. Established in 1975, the company functions under the Ministry of Information and Broadcasting, Government of India, providing a range of services from film finance, production to marketing and distribution. The primary goal of NFDC is to plan, promote and organize an integrated and efficient development of the Indian film industry and foster excellence in cinema. NFDC has to date funded / produced over 300 films in various Indian languages, many of which have won national and international awards.

Financial Snapshot (₹ Mn)		
Parameters	FY17	FY18
Total Income	1,681.5	N.A.
Net Profit	(19.1)	N.A.
Total Assets	2,152.3	N.A.
Ratios		
NPM (%)	(1.1)	N.A.
C/R (Times)	1.1	N.A.
'Ratna' Status (As of April 2018)		
Miniratna - II		

## National Handloom Development Corporation Limited

Dun &amp; Bradstreet D-U-N-S® No 86-290-2740

Wegmans Business Park, Surajpur-Kasna Main Road, Greater Noida – 201306, UP  
Website: www.nhdc.org.in

### About the Company

National Handloom Development Corporation Ltd (National Handloom) was established in 1983 for the development of the handloom sector by helping the procurement and supply of inputs at reasonable prices, upgrading technology and enhancing productivity. The company is primarily engaged in the business of buying, stocking, marketing or otherwise controlling the distribution of all types of yarn, raw materials, dyes and chemicals needed by the handloom sector. It helps in setting up spinning mills and silk reeling units and render financial and other assistance to the state corporations. The company operated 935 depots as on Mar 31, 2017 to ensure easy and uninterrupted supplies.

Financial Snapshot (₹ Mn)		
Parameters	FY17	FY18
Total Income	33,076.6	N.A.
Net Profit	288.8	N.A.
Total Assets	6,462.6	N.A.
Ratios		
NPM (%)	0.9	N.A.
C/R (Times)	1.2	N.A.
'Ratna' Status (As of April 2018)		
-		

## National Informatics Centre Services Incorporated

6<sup>th</sup> Floor, NBCC Tower, 15<sup>th</sup>, Bhikaji Cama Place, New Delhi - 110066, Delhi  
Website: [www.nicsi.com](http://www.nicsi.com)

Dun & Bradstreet D-U-N-S® No 91-849-6506

### About the Company

National Informatics Centre Services Inc. (NICS) was incorporated in 1995 under National Informatics Centre, Department of Electronics and Information Technology, GoI. The company is engaged in providing and procuring IT solutions for multiple e-governance projects undertaken by Govt. organisations. NICS offers various IT products & services such as hardware, consultancy, security audit, manpower services like cloud & data, GIS manpower and miscellaneous services like call centre services, CDN services, e-sign service provider services amongst other. NICS has executed various international projects in Bhutan, Mongolia, Mauritius and Bangladesh. Some of its key national projects are rollout of e-procurement, e-hospital, e-office and e-vidhan among others.

Financial Snapshot (₹ Mn)		
Parameters	FY17	FY18
Total Income	13,270.7	N.A.
Net Profit	644.1	N.A.
Total Assets	21,734.8	N.A.
Ratios		
NPM (%)	4.9	N.A.
C/R (Times)	1.3	N.A.
'Ratna' Status (As of April 2018)		
-		

## National Projects Construction Corporation Limited

Raja House, 30-31, Nehru Place, New Delhi - 110019, Delhi  
Website: [www.npcc.gov.in](http://www.npcc.gov.in)

Dun & Bradstreet D-U-N-S® No 86-221-6426

### About the Company

National Projects Construction Corporation Ltd (NPCC) was incorporated in 1957. NPCC is primarily engaged in the business of project management consultancy (PMC) services, civil infrastructure and real estate development. Under PMC, NPCC offers management & consultancy services for civil construction projects like residential & commercial complexes. NPCC undertakes civil infrastructure for power sector which includes projects like thermal and hydroelectric projects. Some of the clients of NBCC include MHA, Ministry of Earth Sciences, SCOPE, PNB and North Bihar Power Distribution Corporation Ltd amongst others. In FY17, NPCC secured orders worth ₹ 15 bn and its order book position stood at ₹ 49.6 bn as on 31<sup>st</sup> Mar, 2017.

Financial Snapshot (₹ Mn)		
Parameters	FY17	FY18
Total Income	11,545.7	N.A.
Net Profit	288.4	N.A.
Total Assets	14,233.0	N.A.
Ratios		
NPM (%)	2.5	N.A.
C/R (Times)	1.4	N.A.
'Ratna' Status (As of April 2018)		
-		

## National Seeds Corporation Limited

Beej Bhavan, Pusa Complex, New Delhi - 110012, Delhi  
Website: [www.indiaseeds.com](http://www.indiaseeds.com)

Dun & Bradstreet D-U-N-S® No 65-010-7642

### About the Company

National Seeds Corporation Ltd (NSC), was established in 1963. NSC is primarily involved in the production, processing, handling, packaging and marketing of seeds. The company undertakes production of certified seeds of around 600 varieties of 60 crops through its 8,000 registered seed growers. NSC operates through 10 regional offices, 5 farms 5 quality control laboratories and 73 area offices spread across India. It is also involved in the production of tissue culture plants like banana and also implements various schemes of GoI such as Integrated Scheme for Oil Seeds, Pulses, Oil, Palm & Maize, National Food Security Mission, and National Horticulture Mission.

Financial Snapshot (₹ Mn)		
Parameters	FY17	FY18
Total Income	8,828.2	N.A.
Net Profit	518.0	N.A.
Total Assets	11,347.2	N.A.
Ratios		
NPM (%)	5.9	N.A.
C/R (Times)	2.7	N.A.
'Ratna' Status (As of April 2018)		
Miniratna - I		



## The National Small Industries Corporation Limited

NSIC Bhavan Okhla Industrial Estate New Delhi - 110020, Delhi  
Website: www.nsic.co.in

Dun & Bradstreet D-U-N-S® No 65-007-3364

### About the Company

The National Small Industries Corporation Ltd (NSIC) was incorporated in 1955. The company offers integrated support services under marketing, technology, finance and other support service. NSIC operates through its countrywide network of offices and Technical Centres in the country. In addition NSIC has set up Training-Cum-Incubation Centres in different parts of the country. The company has set up seven technical service centres at Chennai (TN), Howrah (Kolkata), Hyderabad (Telangana), Okhla (New Delhi), Rajkot (Gujarat), Raj Pura (Punjab) and Aligarh (UP). It also has an office in Johannesburg, South Africa to manage its operations in Africa.

Financial Snapshot (₹ Mn)		
Parameters	FY17	FY18
Total Income	23,893.2	N.A.
Net Profit	1,064.0	N.A.
Total Assets	35,326.8	N.A.
Ratios		
NPM (%)	4.5	N.A.
C/R (Times)	1.3	N.A.
'Ratna' Status (As of April 2018)		
Miniratna - I		

## National Textile Corporation Limited

Core-IV, SCOPE Complex, 7, Lodhi Road, New Delhi – 110003, Delhi  
Website: www.ntcltd.org

Dun & Bradstreet D-U-N-S® No 86-221-6025

### About the Company

National Textile Corporation Ltd (NTC) was incorporated in 1968 for managing the affairs of sick textile undertakings in the private sector, taken over by the Government. The company operates under the administrative control of Ministry of Textiles. NTC is engaged in production of yarn and fabric through its mill spread across the country. The company also manufactures garments through its JV companies. NTC's products include carded yarn, combed yarn, hosiery yarn, compact yarn, towels, shirts, sheeting, fabrics and denims. During FY17, the 23 working mills of NTC produced 52.20 mn kgs. of yarn and produced 20.18 mn mtrs. of cloth.

Financial Snapshot (₹ Mn)		
Parameters	FY17	FY18
Total Income	12,422.5	N.A.
Net Profit	9,731.6	N.A.
Total Assets	39,487.6	N.A.
Ratios		
NPM (%)	78.3	N.A.
C/R (Times)	1.1	N.A.
'Ratna' Status (As of April 2018)		
-		

## NBCC (India) Limited

NBCC Bhawan, Lodhi Road, New Delhi - 110003, Delhi  
Website: www.nbccindia.gov.in

Dun & Bradstreet D-U-N-S® No 65-007-7241

### About the Company

NBCC (India) Ltd, (NBCC) formerly known as National Buildings Construction Corporation Ltd, is a government of India 'Navratna' enterprise under the Ministry of Urban Development. The company was established in 1960 a central public-sector enterprise to execute civil engineering projects for the state governments, various central government ministries and public sectors. NBCC has Pan-India presence and also overseas countries such as Mauritius, Turkey, Botswana, Maldives, Republic of Oman and Nepal. NBCC provides management and consultancy services for a range of civil construction projects including residential and commercial complexes, re-development of colonies, educational institution, hospitals, roads and solid waste management amongst others.

Financial Snapshot (₹ Mn)		
Parameters	FY17	FY18
Total Income	63,679.6	60,111.4
Net Profit	3,511.0	3,336.1
Total Assets	65,229.3	76,500.3
Ratios		
NPM (%)	5.5	5.5
C/R (Times)	1.3	1.3
'Ratna' Status (As of April 2018)		
Navratna		

## NBCC Services Limited

Dun &amp; Bradstreet D-U-N-S® No 87-414-3924

Shop No. 25/2, Basement, NBCC Place Bishma Pitamah Marg, Pragati Vihar, New Delhi - 110003, Delhi  
Website: www.nslindia.in

### About the Company

NBCC Services Ltd (NSL) is a wholly-owned subsidiary company of National Buildings Construction Corp Ltd (NBCC) incorporated in 2014 to extend maintenance services in respect of projects completed by NBCC. These services include facility management service; operation-cum-maintenance of buildings including civil and plumbing works; electrical, hvac works; fire fighting works; operation of dg sets; pumps ; lifts etc. NSL also undertakes renovation/furnishing projects for various clients like National Informatics Centre Services Inc, National Informatics Centre, Bharat Broadband Nigam Ltd, National Commission of Women, Ministry of Corporate Affairs etc. NSL also extends maintenance support to real estate projects completed by NBCC.

Financial Snapshot (₹ Mn)		
Parameters	FY17	FY18
Total Income	1,087.8	N.A.
Net Profit	68.1	N.A.
Total Assets	678.8	N.A.
Ratios		
NPM (%)	6.3	N.A.
C/R (Times)	1.2	N.A.
'Ratna' Status (As of April 2018)		
-		

## NHDC Limited

Dun &amp; Bradstreet D-U-N-S® No 86-218-2656

NHDC Parisar, Shyamla Hills, Bhopal - 462013, MP  
Website: www.nhdcindia.com

### About the Company

NHDC Ltd (NHDC), formally known as Narmada Hydroelectric Development Corporation Ltd was set up in 2000. NHDC is a JV between NHPC Ltd and government of MP. The company was formed to develop hydropower and other renewal energy potential in MP. In 2009, the company ventured into development of thermal and wind power projects and acquired its present name. NHDC operates two hydroelectric power stations namely Indira Sagar Project with an installed capacity of 1,000 MW and Omkareshwar Project with an installed capacity of 520 MW. In FY17, the company generated 4,748.5 MU of electricity and the plant availability factor stood at 93.6%.

Financial Snapshot (₹ Mn)		
Parameters	FY17	FY18
Total Income	15,996.4	N.A.
Net Profit	9,312.8	N.A.
Total Assets	88,025.0	N.A.
Ratios		
NPM (%)	58.2	N.A.
C/R (Times)	7.5	N.A.
'Ratna' Status (As of April 2018)		
-		

## NHPC Limited

Dun &amp; Bradstreet D-U-N-S® No 86-225-7412

NHPC Office Complex, Sector - 33, Faridabad - 121003, Haryana  
Website: www.nhpcindia.com

### About the Company

NHPC Ltd (NHPC) is a Mini Ratna Category-I enterprise of the GOI, incorporated in 1975 to develop hydroelectric power in the country. Later on NHPC expanded its objects to include development of power in all its aspects through conventional and non-conventional sources in India and abroad. Since its incorporation, NHPC has executed 20 projects with an installed capacity of 6507 MW on ownership basis including projects executed by its subsidiary NHDC Ltd. NHPC has also executed five projects with an installed capacity of 89.25 MW on turnkey basis. Two of these projects have been commissioned in neighbouring countries i.e. Nepal and Bhutan.

Financial Snapshot (₹ Mn)		
Parameters	FY17	FY18
Total Income	87,298.4	84,250.3
Net Profit	27,955.9	27,586.5
Total Assets	494,027.8	534,751.8
Ratios		
NPM (%)	32.0	32.7
C/R (Times)	1.1	0.9
'Ratna' Status (As of April 2018)		
Miniratna - I		

## NLC India Limited

Dun &amp; Bradstreet D-U-N-S® No 65-005-2186

#8 PSD, Egmore Complex of Food Corp of India, Mayor Sathyamurthy Road, Chetpet, Chennai - 600031, TN  
Website: www.nilkamal.com

### About the Company

NLC India Ltd (NLC), formerly Neyveli Lignite Corp Ltd is a Navratna Govt. of India enterprise, incorporated in 1956. The main activity of the company, which is under the Ministry of Coal, is mining (coal and lignite) and power generation (thermal and renewable energy). As of March 2017, NLC operates three lignite mines at Neyveli, Tamil Nadu and one lignite mine at Barsingsar, Rajasthan with an aggregate capacity of 30.60 MTPA. The company currently has two subsidiary companies – NLC Tamil Nadu Power Ltd and Neyveli Uttar Pradesh Power Ltd, in addition to one associate company – MNH Shakti Ltd.

Financial Snapshot (₹ Mn)		
Parameters	FY17	FY18
Total Income	93,472.5	90,830.5
Net Profit	23,688.1	18,487.8
Total Assets	275,093.8	325,064.1
Ratios		
NPM (%)	25.3	20.4
C/R (Times)	2.0	1.8
'Ratna' Status (As of April 2018)		
Navratna		

## NLC Tamilnadu Power Limited


Dun &amp; Bradstreet D-U-N-S® No 86-220-3023

Neyveli House, 1<sup>st</sup> Floor, No 8 Mayor Sathiyamurthy Road, Chetpet, Chennai - 600031, TN  
Website: www.ntplpower.com

### About the Company

NLC Tamilnadu Power Ltd (NTPL) is a JV company of Neyveli Lignite Corporation Ltd (NLC), a Gol company engaged in lignite mining and power generation and Tamil Nadu Generation and Distribution Corporation Ltd (TANGEDCO), a subsidiary of Tamil Nadu Electricity Board. NTPL was incorporated to implement the power project at Tuticorin, TN. The Tuticorin power project has an installed capacity of 2x500 MW and was completed and trial operation were commenced on 19 Mar, 2014 in unit-I and on 23 Sep, 2014 in unit-II. The commercial operation of the project was achieved for unit-I in Jun 2015 and for unit-II in Aug 2015.

Financial Snapshot (₹ Mn)		
Parameters	FY17	FY18
Total Income	26,241.0	N.A.
Net Profit	878.5	N.A.
Total Assets	80,290.5	N.A.
Ratios		
NPM (%)	3.3	N.A.
C/R (Times)	0.7	N.A.
'Ratna' Status (As of April 2018)		
-		





**N Baijendra Kumar, IAS**

Chairman-cum-Managing Director

Dun & Bradstreet D-U-N-S® No 65-005-8951

Financial Snapshot (₹ Mn)		
Parameters	FY17	FY18
Total Income	97,384.5	121,346.4
Net Profit	25,891.4	38,058.8
Total Assets	257,020.6	286,091.2
Ratios		
NPM (%)	26.6	31.4
C/R (Times)	3.3	2.5
'Ratna' Status (As of April 2018)		
Navratna		
Management Details		
<b>Chairman-cum-Managing Director</b>		
N. Baijendra Kumar, IAS		
<b>Directors</b>		
Dr. Narendra K Nanda (Technical)		
Dr. TRK Rao (Commercial)		
PK Satpathy (Production)		
Sandeep Tula (Personnel)		
Address		
10 - 3 - 311 / A, Khanij Bhavan, Castle Hills, Masab Tank, Hyderabad - 500028, Telangana		
<b>Website</b> www.nmdc.co.in		

## NMDC Limited

### About the Company

NMDC Ltd., a Navratna Public Sector Enterprise under Ministry of Steel, Govt. of India is the single largest producer of iron ore in India owns and operates highly mechanized iron ore mines in Chhattisgarh and Karnataka. NMDC is considered to be one of the low cost producers of iron ore in the world. It also operates the only mechanized diamond mine in India at Panna, MP.


NMDC Ltd. is among the top performing companies in the country, till now known merely as a mining company is now busy creating an exciting course both for itself and the Nation by setting up a three-million tonne integrated steel plant at Nagarnar, Chhattisgarh.

The Company is producing more than 35 MT of iron ore from its major iron producing units i.e. from Bailadila Sector in Chhattisgarh and Donimalai in Bellary-Hospet region in Karnataka. The Company is slated to increase its production capacity to 67 million tonnes by 2021-22.

All of NMDC mining complexes have been rated 5 Star by Indian Bureau of Mines, Ministry of Mines which is a testimony to its scientific and sustainable mining practices.

NMDC has its own R&D Centre at Hyderabad which is recognized as a Centre of Excellence by UNIDO. All the NMDC mines and R&D Centre have ISO accreditations.

NMDC has a legacy of not only meeting but surpassing the commitments & expectations of its stake holders. All through its existence of 60 years, NMDC has endeavored to positively uplift the lives of the communities around its areas of operations. The sentiment that Social Responsibility is an integral part of the wealth creation process and when managed properly, can enhance the competitiveness of business, maximize the value of wealth creation to society and thereby contribute to Nation building is ingrained in the core philosophy of NMDC.





## North Eastern Electric Power Corporation Limited

Brookland Compound, Lower New Colony, Laitumkrah, Shillong - 793003, Meghalaya  
Website: www.neepco.co.in

Dun & Bradstreet D-U-N-S® No 65-005-8936

### About the Company

North Eastern Electric Power Corporation Ltd (NEEPCO) was incorporated in 1976 to plan, investigate, design, construct, generate, operate and maintain power stations in the north-eastern India. NEEPCO operates 4 hydro, 3 thermal and 3 renewable energy power stations with a combined installed capacity of 1,362 MW. It has 5 power projects under development with total 896 MW capacity. During FY17, the power generation by NEEPCO stood at 5,250 MU with power generation from thermal, hydro and solar plants being 2,653 MU, 2,590 MU and 7 MU respectively.

Financial Snapshot (₹ Mn)		
Parameters	FY17	FY18
Total Income	14,355.3	N.A.
Net Profit	2,404.6	N.A.
Total Assets	130,922.4	N.A.
Ratios		
NPM (%)	16.8	N.A.
C/R (Times)	0.9	N.A.
'Ratna' Status (As of April 2018)		
Miniratna - I		

## Northern Coalfields Limited

P.O. Singrauli Colliery, Distt. Singrauli – 486889, MP  
Website: www.ncl.gov.in

Dun & Bradstreet D-U-N-S® No 86-453-1289

### About the Company

Northern Coalfields Ltd (NCL) was formed in Nov 1985 as a subsidiary of CIL. NCL is primarily engaged in production and sale of coal through its coalfields in Singrauli. The coalfields have been divided into two basins viz Moher sub-basin with an area of 312 sq km and Singrauli main basin with an area of 1,890 sq km. NCL supplies coal to power plants of RRVUNL, Delhi Vidyut Board, NTPC, Hindalco Industries, UPRVUNL and Haryana State Electricity Board. During FY17, coal production by the company stood at 84.1 mn tonnes as against 80.2 mn tonnes in FY16.

Financial Snapshot (₹ Mn)		
Parameters	FY17	FY18
Total Income	119,703.6	N.A.
Net Profit	21,033.1	N.A.
Total Assets	133,980.6	N.A.
Ratios		
NPM (%)	17.6	N.A.
C/R (Times)	1.9	N.A.
'Ratna' Status (As of April 2018)		
Miniratna - I		

## NTPC Limited

NTPC Bhawan, Lodi Road, Scope Complex, 7, Institutional Area, New Delhi – 110003, Delhi  
Website: www.ntpc.co.in

Dun & Bradstreet D-U-N-S® No 65-007-9049

### About the Company

NTPC Ltd (NTPC) was incorporated in 1975 to boost power development in India and in May 2010, NTPC became a Maharatna company. From fossil fuels, NTPC has forayed into generating electricity via hydro, nuclear and renewable energy sources. To strengthen its core business, the company has diversified into the fields of consultancy, power trading, training of power professionals, rural electrification, ash utilisation and coal mining as well. Presently, the total installed capacity of the company is 53,651 MW (including JVs) with 21 coal-based, seven gas-based stations, one hydro-based station and one wind-based station.

Financial Snapshot (₹ Mn)		
Parameters	FY17	FY18
Total Income	793,423.0	852,079.5
Net Profit	93,852.6	103,431.7
Total Assets	2,365,774.9	2,601,935.6
Ratios		
NPM (%)	11.8	12.1
C/R (Times)	0.8	0.9
'Ratna' Status (As of April 2018)		
Maharatna		

## NTPC Vidyut Vyapar Nigam Limited

Dun &amp; Bradstreet D-U-N-S® No 65-026-2756

NTPC Bhawan, SCOPE Complex, 7 Institutional Area, Lodhi Road, New Delhi - 110003, Delhi  
Website: www.nvvn.co.in

### About the Company

NTPC Vidyut Vyapar Nigam Ltd (NVVN) was established in 2002 as a wholly owned subsidiary of NTPC Ltd. It is into power trading, solar bundled power, cross border power trading, power swap arrangement, trading of power & Renewable Energy Certificates (REC) on power exchanges. The company has been appointed by GoI as the nodal agency for phase I of Jawaharlal Nehru National Solar Mission. NVVN also acts as the nodal agency for trading of power with Bhutan, Bangladesh and Nepal. During FY17, NVVN had power trading volume of 15,861 MU including 5,921 MU of solar bundled power, 3,592 MU of bilateral trading, 577 MU of power SWAP arrangements, 3,139 MU of cross border trading and 2,632 MU of trading through exchange.

Financial Snapshot (₹ Mn)		
Parameters	FY17	FY18
Total Income	52,611.6	N.A.
Net Profit	764.4	N.A.
Total Assets	14,428.7	N.A.
Ratios		
NPM (%)	1.5	N.A.
C/R (Times)	1.2	N.A.
'Ratna' Status (As of April 2018)		
-		

## Nuclear Power Corporation of India Limited

Dun &amp; Bradstreet D-U-N-S® No 67-636-6335

16<sup>th</sup> Floor, Centre-1, World Trade Centre, Colaba, Mumbai - 400005, Maharashtra  
Website: www.npcil.nic.in

### About the Company

Nuclear Power Corporation of India Ltd (NPCIL) was incorporated in Sep 1987, under the Department of Atomic Energy (DAE), GoI. NPCIL engages in the design, construction, commissioning and operation, maintenance, upgradation and life extension of nuclear power reactors. NPCIL also manages wastes generated in the nuclear power plants disposal process. Presently, the company operates 21 commercial nuclear power reactors with a total installed capacity of 6,680 MW. In addition, the company has six reactors under various stages of construction with a total capacity of 4,800 MW.

Financial Snapshot (₹ Mn)		
Parameters	FY17	FY18
Total Income	103,565.4	125,220.0
Net Profit	25,443.6	36,130.0
Total Assets	646,631.0	732,221.8
Ratios		
NPM (%)	24.6	28.9
C/R (Times)	1.5	1.4
'Ratna' Status (As of April 2018)		
-		

## Numaligarh Refinery Limited

Dun &amp; Bradstreet D-U-N-S® No 65-068-4640

122A, G. S. Road, Christianbasti, Guwahati – 781005, Assam  
Website: www.nrl.co.in

### About the Company

Numaligarh Refinery Ltd (NRL), incorporated in Apr 1993 is a subsidiary of BPCL. It is engaged in the business of refining of crude oil having its refinery in Golaghat, Assam. The company's product range includes LPG, naphtha, motor spirit, aviation turbine fuel, superior kerosene oil, high speed diesel (HSD), raw petroleum coke, calcined petroleum coke and Sulphur. In Apr 2017, a Sale-Purchase Agreement was signed between NRL and Bangladesh Petroleum Corporation for supply of HSD. During FY17, NRL's total production was 2,653 TMT which was higher compared to 2,521 TMT in the FY16.

Financial Snapshot (₹ Mn)		
Parameters	FY17	FY18
Total Income	143,172.1	N.A.
Net Profit	21,005.7	N.A.
Total Assets	72,374.9	N.A.
Ratios		
NPM (%)	14.7	N.A.
C/R (Times)	3.2	N.A.
'Ratna' Status (As of April 2018)		
Miniratna - I		





**Shashi Shanker**  
Chairman & Managing Director

Dun & Bradstreet D-U-N-S® No 72-550-9959

Financial Snapshot (₹ Mn)		
Parameters	FY17	FY18
Total Income	854,558.6	928,876.5
Net Profit	178,999.8	199,452.6
Total Assets	2,472,494.9	2,912,281.8
Ratios		
NPM (%)	20.9	21.5
C/R (Times)	1.6	0.4
'Ratna' Status (As of April 2018)		
Maharatna		
Management Details		
<b>Chairman &amp; Managing Director</b> Shashi Shanker		
<b>Directors</b> Ajai Kumar Dwivedi Subhash Kumar Rajesh Kakkar SK Moitra Rajiv Bansal, Amar Nath Ajai Malhotra SB Kedare KM Padmanabhan Deepak Sethi Vivek Mallya Sumit Bose Sanrtrup B.Mishra Ganga Murthy Sambit Patra <i>(As of June 2018)</i>		
Address		
Deendayal Urja Bhavan, 5, Nelson Mandela Marg, Vasant Kunj, New Delhi - 110070		
<b>Website</b> www.ongcindia.com		

## Oil and Natural Gas Corporation Limited

### About the Company

Oil and Natural Gas Corporation Ltd (ONGC), a Maharatna public sector undertaking of the Govt. of India, was incorporated in 1993. The company is engaged in the exploration, development, production of crude oil, natural gas and value-added products in India as well as acquisition of oil and gas acreages outside India. It also has downstream (refinery and petrochemicals), power generation, LNG supply, pipeline transportation, SEZ development and helicopter services. ONGC produces over 1.02mn barrels of oil equivalent per day, contributing around 75% of India's domestic production. Of this, over 75% of crude oil produced is light & sweet. The company holds the largest share of hydrocarbon acreages in India, and possesses nearly 13% of the total domestic refining capacity.

### Business Profile

ONGC is a global energy company integrated in the entire hydrocarbon value chain, which also includes renewable and alternative sources of energy. The company's core business is exploration and production of oil and gas; however, its business spread includes related areas like processing of crude oil and natural gas; oil field services, transportation of the oil and natural gas, production of value-added products like LPG, naphtha, superior kerosene oil, ATF, C2-C3, petrochemicals, and power through unconventional and alternate sources of energy.

It is present in downstream business through its subsidiary refinery, MRPL and HPCL and in the petrochemical business through joint ventures such as ONGC Petro Additions Ltd. In the non-conventional sources segment, ONGC is pursuing opportunities such as shale gas/oil, CBM (coal bed methane) and UCG (underground coal gasification). Besides, it also actively takes part in the exploration of gas hydrates as a consortium member under National Gas Hydrate Program (NGHP) of Govt of India.

ONGC has also ventured into electric power generation through 726.6 MW combined cycle (CCGT), gas-based thermal power plant at Tripura (ONGC Tripura Power Co Ltd) and wind power electricity generation through installing a 51 MW wind power project at Bhuj, Gujarat and 102MW wind power project in Rajasthan. It is also pursuing opportunities in alternate energy, which has the potential to change the landscape of alternate energy business in the country.

### Key Highlights –

- ONGC has discovered 6 out of the 7 oil and gas producing basins in India,
- The energy giant has established 9.8 bn tonnes of in-place hydrocarbon reserves. It has to its credit more than 600 discoveries of oil and gas with ultimate reserves of 3.2 billion metric tonnes (BMT) of Oil Plus Oil Equivalent Gas (O+OEG) from domestic acreages.
- It has cumulatively produced 1158 million metric tonnes (MMT) of crude and 768 billion cubic meters (BCM) of natural gas.
- ONGC owns and operates 41 Oil & Gas projects across 20 countries, through its wholly-owned subsidiary ONGC Videsh Ltd.

## Oil India Limited

P O Duliajan, Duliajan, Dibrugarh - 786602, Assam  
Website: www.oil-india.com

Dun & Bradstreet D-U-N-S® No 67-563-7648

### About the Company

Oil India Ltd (OIL) was incorporated in 1959 to expand and develop oil fields of Naharkatiya and Moran in North East India. In 1981, OIL became a wholly-owned Government of India enterprise. Presently, OIL engages in the business of exploration, development and production of crude oil and natural gas, transportation of crude oil and production of LPG. The company also provides various E&P related services. OIL has over 1 lakh sq km of PEL/ML areas for its exploration and production activities. During FY17, the company's crude oil production was 3.277MMT while natural gas and LPG production amounted to 2937 MMSCM and 34580 MT, respectively.

Financial Snapshot (₹ Mn)		
Parameters	FY17	FY18
Total Income	111,910.7	121,406.4
Net Profit	15,486.8	26,679.3
Total Assets	453,395.5	440,341.8
Ratios		
NPM (%)	13.8	22.0
C/R (Times)	3.6	1.9
'Ratna' Status (As of April 2018)		
Navratna		

## ONGC Videsh Limited

Deendayal Urja Bhawan, Tower B, 5, Nelson Mandela Marg, Vasant Kunj, New Delhi- 110070  
Website: www.ongcvidesh.com

Dun & Bradstreet D-U-N-S® No 65-068-4855

### About the Company

ONGC Videsh Ltd (OVL) was incorporated in 1965 as Hydrocarbons India Pvt Ltd. It is an overseas arm and a wholly owned subsidiary of the Oil and Natural Gas Corporation Ltd. OVL has stake in 41 oil & gas projects in 20 countries. The company has 15 producing, 4 discovered/under development, 18 exploratory and 4 pipeline projects. OVL has provisional oil & gas reserve (2P) of 711 MMTOE and 3P reserves of around 743 MMTOE, as on Apr 1, 2018. During FY18, the company produced about 22.31MMT of crude oil, 23.48 BCM of Natural Gas, and VAP of 3.39 MMT.

Financial Snapshot (₹ Mn)		
Parameters	FY17	FY18
Total Income	77,454.7	83,285.5
Net Profit	17,493.8	4,105.5
Total Assets	805,858.9	796,292.2
Ratios		
NPM (%)	22.6	4.9
C/R (Times)	1.3	0.8
'Ratna' Status (As of April 2018)		
Miniratna - I		

## Patratu Vidyut Utpadan Nigam Limited

NTPC Bhawan, Core 7, Scope Complex 7, Institutional Area, Lodi Road, New Delhi - 110003, Delhi  
Website: www.ntpc.co.in

Dun & Bradstreet D-U-N-S® No 87-689-8042

### About the Company

Patratu Vidyut Utpadan Nigam Ltd (PVUNL) was incorporated in 2015 as a subsidiary of NTPC to acquire, establish, operate, maintain, revive, refurbish, renovate and modernize the performing existing units and further expand capacity of Patratu thermal power station in Ramgarh, Jharkhand. NTPC holds 74% of the equity share capital in PVUNL and the balance 26% of the equity share capital is held by Jharkhan Bijli Vitran Nigam Ltd (JBVNL). The government of India allocated the Banhardih captive coal block, located at around 60 kms, to PVUNL for the expansion of Patratu thermal power station.

Financial Snapshot (₹ Mn)		
Parameters	FY17	FY18
Total Income	1,824.1	N.A.
Net Profit	(0.7)	N.A.
Total Assets	4,756.8	N.A.
Ratios		
NPM (%)	(0.04)	N.A.
C/R (Times)	0.9	N.A.
'Ratna' Status (As of April 2018)		
-		

## Pawan Hans Limited

Dun &amp; Bradstreet D-U-N-S® No 65-004-7558

Safdarjung Airport, New Delhi – 110003, Delhi  
Website: [www.pawanhans.co.in](http://www.pawanhans.co.in)

### About the Company

Pawan Hans Ltd (Pawan Hans) was incorporated in 1985 as Pawan Hans Helicopters Ltd. The company's main services include offshore exploration operations, connecting remote areas and charter services. Pawan Hans clientele includes several state governments and companies namely, MTDC and GTDC, Nagaland, Maharashtra, NTPC, GAIL and Oil India amongst others. As of 31<sup>st</sup> Mar, 2017, Pawan Hans' operational fleet comprised of 43 helicopters. The company had operation and maintenance contracts with HAL for 4 Dhruv helicopters owned by BSF. Total flying hours during FY17 were 25,839 hours as against 27,894 hours in the previous year. Average monthly deployment of helicopters was 32 while average fleet serviceability stood at 82%.

Financial Snapshot (₹ Mn)		
Parameters	FY17	FY18
Total Income	5,074.8	N.A.
Net Profit	2,426.2	N.A.
Total Assets	14,193.6	N.A.
Ratios		
NPM (%)	47.8	N.A.
C/R (Times)	2.9	N.A.
'Ratna' Status (As of April 2018)		
Miniratna - I		

## PEC Limited

Dun &amp; Bradstreet D-U-N-S® No 65-007-9171

Hansalaya, 15 - Barakhamba Road, New Delhi – 110001, Delhi  
Website: [www.peclimited.com](http://www.peclimited.com)

### About the Company

PEC Ltd (PEC) was incorporated as Project & Equipment Corp of India Ltd in 1971 a subsidiary of State Trading Corporation of India Ltd, to handle canalized business of the export of railway equipment, engineering equipment & turn key projects. The company adopted its present name in 1997. PEC engages in the export of engineering equipment and projects, international & domestic trading in industrial raw materials, agro commodities, solar energy and import of bullion in addition to trading in medical and healthcare equipment. The company's export markets include Bangladesh, Nepal, Sri Lanka, Myanmar, Vietnam, Mauritius, Uganda, Zambia, Ethiopia, Egypt, UAE and Brazil.

Financial Snapshot (₹ Mn)		
Parameters	FY17	FY18
Total Income	42,747.8	N.A.
Net Profit	(921.0)	N.A.
Total Assets	12,960.7	N.A.
Ratios		
NPM (%)	(2.2)	N.A.
C/R (Times)	0.5	N.A.
'Ratna' Status (As of April 2018)		
Miniratna - II		

## PFC Consulting Limited

Dun &amp; Bradstreet D-U-N-S® No 86-024-2554

'Urjanidhi', 1, Barakhamba Lane, Connaught Place, New Delhi - 110001, Delhi  
Website: [www.pfcindia.com](http://www.pfcindia.com)

### About the Company

PFC Consulting Ltd (PFCL) was incorporated in 2008 as a wholly-owned subsidiary of Power Finance Corp Ltd to provide consultancy services to the power sector. PFCL has been nominated as the 'Bid Coordinator' for selection of developer for the Independent Transmission Projects (ITPs) by Ministry of Power, Gol. Services offered by PFCL include procurement of power by distribution licensees through tariff-based competitive bidding; development of ultra mega power projects and ITPs; renewable and non-conventional energy schemes; coal block joint-ventures and selection of developers for coal blocks and linked power projects, project advisory including selection of EPC contractor; reform, restructuring, and regulatory aspects; capacity building and HRD.

Financial Snapshot (₹ Mn)		
Parameters	FY17	FY18
Total Income	1,206.7	N.A.
Net Profit	578.5	N.A.
Total Assets	2,807.0	N.A.
Ratios		
NPM (%)	47.9	N.A.
C/R (Times)	3.6	N.A.
'Ratna' Status (As of April 2018)		
-		

# Power Grid Corporation of India Limited

Dun &amp; Bradstreet D-U-N-S® No 67-582-9222

B-9, Qutab Institutional Area, Katwaria Sarai, New Delhi - 110016, Delhi  
Website: [www.powergridindia.com](http://www.powergridindia.com)

## About the Company

Power Grid Corporation of India Ltd (POWERGRID) was incorporated in 1989. The PSU was notified as a Central Transmission Utility by the Government in 1998, and in 2008 it was conferred with the title of a Navratna. POWERGRID's primary business activity involves planning, implementation, operation and maintenance of inter-state transmission system and maintaining the operations of national and regional load dispatch centres. Its business segments include Transmission, Telecom and Consultancy. Under transmission, the company's principal business is transmission of bulk power across different states of India. Under telecom, it operates as a neural carrier in the point to point leasing business.

Financial Snapshot (₹ Mn)		
Parameters	FY17	FY18
Total Income	265,814.6	307,663.2
Net Profit	75,201.5	82,389.6
Total Assets	1,946,794.6	2,129,057.5
Ratios		
NPM (%)	28.3	26.8
C/R (Times)	0.4	0.5
'Ratna' Status (As of April 2018)		
Navratna		





**KVS Baba**

Chairman and Managing Director

**Dun & Bradstreet D-U-N-S® No 85-955-7625**

Financial Snapshot (₹ Mn)		
Parameters	FY17	FY18
Total Income	2,029.5	N.A.
Net Profit	238.9	N.A.
Total Assets	13,997.3	N.A.
Ratios		
NPM (%)	11.8	N.A.
C/R (Times)	1.1	N.A.

**'Ratna' Status (As of April 2018)**

-

**Management Details****Chairman and Managing Director**

KVS Baba

**Directors**

Meenakshi Davar

PK Agarwal

RK Srivastava

Ms. Bharati

MA Inbarasu

JI Patel

**Address**

1<sup>st</sup> Floor, B-9,  
Qutab Institutional Area,  
Katwaria Sarai,  
New Delhi - 110016

**Website**

www.posoco.in

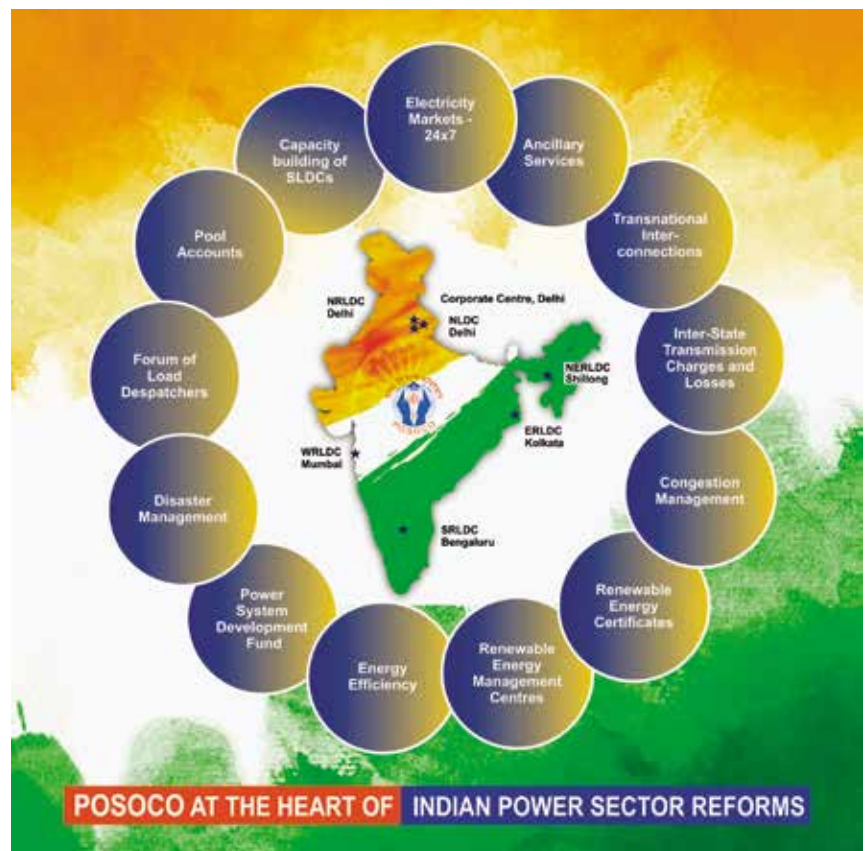
# Power System Operation Corporation Limited

## About the Company

Power System Operation Corporation Ltd (POSOCO) was established in 2010 as a wholly-owned subsidiary of the central transmission utility, Power Grid Corporation Ltd. POSOCO has the onerous responsibility of operating the All India synchronous grid, one of the largest and most complex in the world, ensuring reliability and security. It manages the inter-state transmission of power to utilities across India ultimately reaching to over 1.3 billion consumers. POSOCO also operates India's electricity market through coordination with thousands of entities every day for balancing demand and generation every 15 minutes.

POSOCO ensures Integrated Operation of Regional and National Power Systems to facilitate transfer of electric power within and across the regions and trans-national exchange of power with reliability, security and economy. It ensures independent system operation and provides level playing field to all stakeholders.

The functions of POSOCO have been evolving with the integration of power systems, increase in electrical energy demand, growth in the economy and changes in technology, regulations, market design, administration and management of the power system. POSOCO is a knowledge-based organization and is fulfilling various other functions assigned by the Govt. of India, from time to time. POSOCO is facilitating and enabling Power Sector Reforms by Ministry of Power, regular feedback is given to the Central Regulator, Authority and Central Transmission Utility on design and operational aspects pertaining to Power System Operation and Power Market Operation.



## Rail Vikas Nigam Limited

1<sup>st</sup> Floor, August Kranti Bhawan, Bhikaji Cama Place, New Delhi - 110066, Delhi  
Website: www.rvnl.org

### About the Company

Rail Vikas Nigam Ltd (RVNL), a public sector undertaking of Ministry of Railways (MoR) was established in Jan 2003. RVNL was incorporated as a SPV to undertake project development, mobilize financial resources and implement projects pertaining to strengthening of Golden Quadrilateral and port connectivity. During FY17, RVNL completed 355.73 km of doubling (Villupuram–Dindigul, Hospet–Tinaighat, Bina-kota, Bhimen-Jhansi, and Sambalpur-Titlagarh amongst others) and 358 km of railway electrification. It also completed a total of 500 km of track ready for commissioning. RVNL also created six joint venture special purpose vehicle (SPV) projects worth ₹ 61.39 bn with a contribution of ₹ 6.25 bn.

Dun & Bradstreet D-U-N-S® No 92-590-2400

Financial Snapshot (₹ Mn)		
Parameters	FY17	FY18
Total Income	61,707.4	N.A.
Net Profit	3,850.2	N.A.
Total Assets	83,573.4	N.A.
Ratios		
NPM (%)	6.2	N.A.
C/R (Times)	0.5	N.A.
'Ratna' Status (As of April 2018)		
Miniratna - I		

## RailTel Corporation of India Limited

6<sup>th</sup> Floor, IIIrd Block, Delhi Technology Park, Shastri Park, Delhi - 110053, Delhi  
Website: www.railtelindia.com

### About the Company

RailTel Corporation of India Ltd (RailTel) was established in 2000. RailTel is a neutral telecom infrastructure provider, owning a pan-India optic fibre network (OFC) on exclusive Right of Way (ROW) along railway track. It offers managed telecom services to the Indian telecom market like telepresence services, data centre services, RailWire, leased line, VPN, internet leased line, managed data services and consultancy services among others. RailTel has created over 45,000 RKM of fibre network connecting over 4,500 cities/towns on the network. During FY17, RailTel had been awarded the work of creating fibre network in the six states of North East.

Dun & Bradstreet D-U-N-S® No 67-702-1375

Financial Snapshot (₹ Mn)		
Parameters	FY17	FY18
Total Income	8,994.1	N.A.
Net Profit	1,288.2	N.A.
Total Assets	23,115.1	N.A.
Ratios		
NPM (%)	14.3	N.A.
C/R (Times)	1.5	N.A.
'Ratna' Status (As of April 2018)		
Miniratna - I		

## Rajasthan Electronics & Instruments Limited

2, Kanakpura Industrial Area, Sirsi Road, Jaipur - 302012, Rajasthan  
Website: www.reiljp.com

### About the Company

Rajasthan Electronics & Instruments Ltd (REIL) was incorporated in the year 1981 and commenced production of electronic milk tester in 1982. REIL is a JV between the GoI and the Government of Rajasthan, through their respective institutions. REIL is primarily engaged in manufacturing and marketing of electronic products and services into four segments viz. agro-diary, solar photovoltaic, industrial electronics and information technology. Some of the products include electronic milk tester, street lighting system, electronic weighing system, SPV catholic protection system and energy meters amongst others. In FY17, the order book status of the company was ₹ 2.04 bn.

Dun & Bradstreet D-U-N-S® No 65-068-0689

Financial Snapshot (₹ Mn)		
Parameters	FY17	FY18
Total Income	2,330.3	N.A.
Net Profit	121.5	N.A.
Total Assets	2,398.0	N.A.
Ratios		
NPM (%)	5.2	N.A.
C/R (Times)	1.7	N.A.
'Ratna' Status (As of April 2018)		
Miniratna - II		



## Rashtriya Chemicals and Fertilizers Limited

Priyadarshini, Eastern Express Highway, Sion, Mumbai - 400022, Maharashtra  
Website: www.rcfltd.com

Dun & Bradstreet D-U-N-S® No 65-007-9536

### About the Company

Rashtriya Chemicals and Fertilizers Ltd (RCF), a Gol undertaking, was established in 1978 consequent to the reorganization of Fertilizer Corporation of India (FCI). The Gol owns 80% stake and has accorded it with Mini- Ratna status. Its operating segments include fertilizers, industrial chemicals and trading. The company's product portfolio comprises of urea, complex fertilizers, bio-fertilizers, micro-nutrients, 100% water soluble fertilizers, soil conditioners and a wide range of industrial chemicals. RCF owns two brands namely *Ujjwala* (urea) and *Suphala* (complex fertilizers). In addition to manufacturing, the company is engaged in marketing of SSP and imported fertilizer inputs like, DAP, MOP & NPK fertilizers.

Financial Snapshot (₹ Mn)		
Parameters	FY17	FY18
Total Income	72,911.5	73,798.7
Net Profit	1,792.6	788.0
Total Assets	65,357.8	64,205.4
Ratios		
NPM (%)	2.5	1.1
C/R (Times)	1.6	1.6
'Ratna' Status (As of April 2018)		
Miniratna - I		

## Rashtriya Ispat Nigam Limited

Administrative Building, Visakhapatnam Steel Plant, Visakhapatnam - 530031, AP  
Website: www.vizagsteel.com

Dun & Bradstreet D-U-N-S® No 65-008-1573

### About the Company

Rashtriya Ispat Nigam Ltd (RINL) was incorporated in 1982 under the Ministry of Steel as the first shore based integrated steel plant in the country. RINL is engaged in the business segment of production of steel products. RINL's product portfolio comprises of TMT bars, wire rods, rounds, structural, squares and semis. The company caters to the industries such as manufacturing, construction, automobile, general engineering and fabrication sectors. During FY17, value added steel production grew by y-o-y 18% and sale of trial run production by y-o-y 4% to ₹ 3.89 bn. In FY17, power generation based on waste energy recovery was 48.28 MW against 25.89 MW in FY16.

Financial Snapshot (₹ Mn)		
Parameters	FY17	FY18
Total Income	126,790.3	N.A.
Net Profit	(12,631.6)	N.A.
Total Assets	288,659.1	N.A.
Ratios		
NPM (%)	(10.0)	N.A.
C/R (Times)	0.5	N.A.
'Ratna' Status (As of April 2018)		
Navratna		

## REC Power Distribution Company Limited

Core-4, SCOPE Complex, 7, Lodhi Road, New Delhi - 110003, Delhi  
Website: www.recpdcl.in

Dun & Bradstreet D-U-N-S® No 86-024-2686

### About the Company

REC Power Distribution Company Ltd (RECPDCL) is a wholly owned subsidiary of Rural Electrification Corporation Ltd (REC). RECPDCL was incorporated in July 2007 with an objective to engage in the engineering consultancy services, execution of work in the area of Decentralized Distributed Generation (DDG), transmission & distribution or other related activities for Gol and other agencies in the power sector. It also conducts third party inspection of projects, material inspection of various electrical equipment, formulation of DPR, project management consultancy work, RGGVY quality monitoring in nine states of India, IT in power distribution related works and PMC works for AMR & MRI based energy billing, amongst others.

Financial Snapshot (₹ Mn)		
Parameters	FY17	FY18
Total Income	1,915.7	N.A.
Net Profit	403.3	N.A.
Total Assets	2,307.9	N.A.
Ratios		
NPM (%)	21.1	N.A.
C/R (Times)	2.8	N.A.
'Ratna' Status (As of April 2018)		
-		

## RITES Limited

Scope Minar, Laxmi Nagar, Delhi – 110092, Delhi  
Website: [www.rites.com](http://www.rites.com)

### About the Company

RITES Ltd (RITES) was established in 1974 under the aegis of Indian Railways. RITES provides services in three distinct fields of business activities; consultancy in transport infrastructure; leasing, exports, maintenance and rehabilitation of rolling stock, railway equipment and modernisation of railway workshops; quality assurance, construction supervision and project management. The company provides consultancy, engineering and project management services in railways, highways, airports, port & water resources, urban transport and marine engineering, etc in India and abroad. In FY17, RITES secured the highest ever order book of ₹ 37.31 bn. It also completed a contract with Bangladesh Railway for supply of 120 BG LHB coaches.

Dun & Bradstreet D-U-N-S® No 67-610-9006

Financial Snapshot (₹ Mn)		
Parameters	FY17	FY18
Total Income	15,085.7	N.A.
Net Profit	3,308.2	N.A.
Total Assets	46,563.3	N.A.
Ratios		
NPM (%)	21.9	N.A.
C/R (Times)	1.6	N.A.
'Ratna' Status (As of April 2018)		
Miniratna - I		

## SAIL Refractory Company Limited

Salem Steel Plant, Salem - 636013, TN  
Website: [www.sail.co.in/subsidiary/sail-refractory-company-limited](http://www.sail.co.in/subsidiary/sail-refractory-company-limited)

### About the Company

SAIL Refractory Company Ltd (SRCL) is a wholly-owned subsidiary of Steel Authority of India Ltd (SAIL) formed on 16 Dec, 2011. SRCL offers products including magnesite bricks, magnesite-chrome bricks, chrome-magnesite bricks, magnesite-carbon bricks, bulk & monolithics, dunite and dunite fractions, and ground calcined magnesite. SRCL's clients include Rail Wheel Factory, Metal and Steel Factory, Bharat Heavy Electricals Ltd, Hindustan Copper Ltd and JSW Steel Co Ltd. SRCL has an installed capacity of 1,500 MT per month for production of calcined magnesite, 1,200 MT for basic bricks, 500 MT for mag-carb bricks, 3,000 MT for bulk and monolithics and 2,000 MT for dunite.

Dun & Bradstreet D-U-N-S® No 87-362-9416

Financial Snapshot (₹ Mn)		
Parameters	FY17	FY18
Total Income	1,465.2	N.A.
Net Profit	210.1	N.A.
Total Assets	1,682.7	N.A.
Ratios		
NPM (%)	14.3	N.A.
C/R (Times)	3.1	N.A.
'Ratna' Status (As of April 2018)		
-		

## Security Printing and Minting Corporation of India Limited

16<sup>th</sup> Floor, Jawahar Vyapar Bhawan, Janpath, New Delhi - 110001, Delhi  
Website: [www.spmcil.com](http://www.spmcil.com)

### About the Company

Security Printing and Minting Corporation of India Ltd (SPMCIL) was incorporated in Jan 2006. SPMCIL was formed after corporatisation of nine units including four mints, four presses and one paper mill which were formerly functioning under the Ministry of Finance. SPMCIL is engaged in the production of bank notes, coins, security paper, non-judicial stamp papers, postal stamps & stationery, travel documents like passport & visa, security certificates, cheques, bonds, warrants, security inks, and medallions. During FY17, the company produced 9,681 mn pieces of the circulating coins as against 9,691 mn pieces in FY16. SPMCIL produced 825 MT of security inks and 3,816 MT of security paper in FY17.

Dun & Bradstreet D-U-N-S® No 67-593-2337

Financial Snapshot (₹ Mn)		
Parameters	FY17	FY18
Total Income	61,039.0	N.A.
Net Profit	6,524.1	N.A.
Total Assets	75,699.9	N.A.
Ratios		
NPM (%)	10.7	N.A.
C/R (Times)	2.1	N.A.
'Ratna' Status (As of April 2018)		
Miniratna - I		

## The Shipping Corporation of India Limited

Shipping House, 245, Madame Cama Road, Mumbai - 400021, Maharashtra  
Website: www.shipindia.com

Dun & Bradstreet D-U-N-S® No 65-006-7580

### About the Company

The Shipping Corporation of India Ltd (SCI) was incorporated in 1961 by the amalgamation of Eastern Shipping Corporation and Western Shipping Corporation. SCI received Navratna status in 2008. The company owns fleets viz bulk carriers, crude oil tankers, and product tankers, container vessels, passenger-cum-cargo vessels, phosphoric acid/ chemical carriers, LPG/ ammonia carriers and offshore supply vessels. The company's services portfolio comprises break-bulk services, international container services, liquid/ dry bulk services, offshore services, and passenger services. SCI has one subsidiary company and has six joint ventures.

Financial Snapshot (₹ Mn)		
Parameters	FY17	FY18
Total Income	35,921.0	36,174.7
Net Profit	1,355.2	2,537.5
Total Assets	144,655.7	144,006.6
Ratios		
NPM (%)	3.8	7.0
C/R (Times)	0.7	0.7
'Ratna' Status (As of April 2018)		
Navratna		

## SJVN Limited

SJVN Corporate Office Complex, Shanan, Shimla - 171006, HP  
Website: www.svjn.nic.in

Dun & Bradstreet D-U-N-S® No 65-067-9319

### About the Company

SJVN Ltd (SJVN), a Miniratna company, was incorporated in 1988 as a JV between Gol and the state government of HP. SJVN is primarily engaged in generation and sale of power. In the power generation segment, SJVN is operates in thermal, hydro, wind and solar power projects. The company has its plants in Uttarakhand, Bihar, Gujarat, Himachal Pradesh, Rajasthan and Arunachal Pradesh in India as well as in Bhutan and Nepal. It is also engaged in the power transmission business due to its partnership with other companies (CTPC and PTCN) to lay out the cross-border Indo-Nepal power transmission line.

Financial Snapshot (₹ Mn)		
Parameters	FY17	FY18
Total Income	31,199.0	25,870.7
Net Profit	15,441.4	12,248.8
Total Assets	153,767.9	143,655.9
Ratios		
NPM (%)	49.5	47.3
C/R (Times)	7.0	5.9
'Ratna' Status (As of April 2018)		
Miniratna - I		

## Solar Energy Corporation of India Limited

1<sup>st</sup> Floor, D-3, A Wing, Prius Platinum Building District Centre, Saket, New Delhi - 110017, Delhi  
Website: www.seci.co.in

Dun & Bradstreet D-U-N-S® No 87-373-5553

### About the Company

Solar Energy Corp of India Ltd (SECI), incorporated in 2011, is a central public sector unit (CPSU) under the Ministry of New and Renewable Energy. SECI is dedicated to the development of the solar energy sector and undertakes implementation of various schemes such as large-scale grid-connected projects under JNNSM, solar park scheme and grid-connected solar rooftop scheme and other specialised schemes such as defence scheme, canal-top scheme, Indo-Pak border scheme etc. SECI has also ventured into solar project development on turnkey basis for several PSUs. The company also has a power trading license and is active in this domain through trading of solar power from various projects.

Financial Snapshot (₹ Mn)		
Parameters	FY17	FY18
Total Income	7,981.6	N.A.
Net Profit	465.4	N.A.
Total Assets	15,524.7	N.A.
Ratios		
NPM (%)	5.8	N.A.
C/R (Times)	1.1	N.A.
'Ratna' Status (As of April 2018)		
-		

## South Eastern Coalfields Limited

Seepat Road, Bilaspur – 495006, Chattisgarh  
Website: www.secl-cil.in

### About the Company

South Eastern Coalfields Ltd (SECL), a subsidiary of Coal India Ltd, was incorporated in 1985. SECL is engaged in the production and sale of coal. SECL operates through 79 mines, out of which 30 mines are located in MP and 49 mines in Chhattisgarh. SECL's mines are grouped in three coalfields namely Central India Coalfields, Korba Coalfields, and Mand - Raigarh Coalfields with a total of 13 operating areas. SECL also operates coal carbonization plant at Dankuni, WB, on lease basis from Coal India Ltd. In FY17, the company produced 149.7 MT of coal, and off-take was 137.7 MT.

Dun & Bradstreet D-U-N-S® No 65-068-8435

Financial Snapshot (₹ Mn)		
Parameters	FY17	FY18
Total Income	201,499.3	N.A.
Net Profit	20,385.7	N.A.
Total Assets	228,445.1	N.A.
Ratios		
NPM (%)	10.1	N.A.
C/R (Times)	1.4	N.A.
'Ratna' Status (As of April 2018)		
Miniratna - I		

## The State Trading Corporation of India Limited

Jawahar Vyapar Bhawan, Tolstoy Marg, New Delhi - 110001, Delhi  
Website: www.stclimited.co.in

### About the Company

The State Trading Corporation of India Ltd (STC) incorporated in 1956 under the Ministry of Commerce & Industry. STC imports and exports products including grains, pulses, edible oil, oilseeds, extractions, coarse grain and tea; precious metals comprise gold and silver; mineral, metal ores such as manganese and iron ore. STC imports coal and coke for power generation companies and it is a nominated canalizing agency for importing urea. STC on behalf of GoI imports equipment used in medical, security, surveillance, fire, sports and agriculture. It has also imported arms for state police departments and scientific equipment for laboratories. It has 671 employees as on Mar 31, 2017.

Dun & Bradstreet D-U-N-S® No 65-033-3206

Financial Snapshot (₹ Mn)		
Parameters	FY17	FY18
Total Income	80,863.2	111,691.4
Net Profit	(1,655.4)	375.2
Total Assets	42,841.7	44,382.0
Ratios		
NPM (%)	(2.0)	0.3
C/R (Times)	1.1	1.0
'Ratna' Status (As of April 2018)		
Miniratna - I		

## Steel Authority of India Limited

Ispat Bhawan, Lodi Road, New Delhi - 110003, Delhi  
Website: www.sail.co.in

### About the Company

Steel Authority of India Ltd (SAIL) was originally established as Hindustan Steel Pvt. Ltd. in 1954. SAIL produces iron and steel at five integrated plants and three special steel plants, located in the eastern and central regions of India and situated close to domestic sources of raw materials. SAIL manufactures and sells a broad range of steel products that include Bars, Rods and Rebars, Cold Rolled, Galvanised, Hot Rolled, Narrow Parallel Flange Beam, Plates, Railway product, Structural, Pig Iron, and many more. SAIL produces a single piece rail of 130 meters length and supplies welded 260 MT rail panels to the Indian Railways.

Dun & Bradstreet D-U-N-S® No 91-562-8402

Financial Snapshot (₹ Mn)		
Parameters	FY17	FY18
Total Income	503,027.1	594,468.1
Net Profit	(28,332.4)	(4,817.1)
Total Assets	1,065,394.7	1,141,898.0
Ratios		
NPM (%)	(5.6)	(0.8)
C/R (Times)	0.6	0.7
'Ratna' Status (As of April 2018)		
Maharatna		

## Telecommunications Consultants India Limited

TCIL Bhawan, Greater Kailash – I, New Delhi - 110048, Delhi  
Website: www.tcil-india.com

### About the Company

Telecommunications Consultants India Ltd (TCIL) was incorporated in 1978. TCIL undertakes projects in the fields of telecommunications, IT and infrastructure in India and abroad. The company operates in three service segments namely consultancy, turnkey implementation and training. Under consultancy services, TCIL offers consultancy services in telecom, IT and architecture. Under turnkey implementation segment, the company undertakes turnkey projects from concept to commissioning to cover complete life cycle. Besides, TCIL provides telecom and IT training either through its own resources or through external agencies. The company offers its services to telecom operators, bulk users and others in India and 80 other countries.

Dun & Bradstreet D-U-N-S® No 65-009-3982

Financial Snapshot (₹ Mn)		
Parameters	FY17	FY18
Total Income	12,051.1	N.A.
Net Profit	708.2	N.A.
Total Assets	24,209.1	N.A.
Ratios		
NPM (%)	5.9	N.A.
C/R (Times)	1.1	N.A.
'Ratna' Status (As of April 2018)		
Miniratna - I		

## THDC India Limited

Ganga Bhawan, Pragatipuram, Bye-Pass Road, Rishikesh – 249201, Uttarakhand  
Website: www.thdc.co.in

### About the Company

THDC India Ltd (THDCIL), a JV of GoI and Govt of UP was incorporated in 1988 to develop, operate and maintain 2400 MW Tehri Hydro Power Complex and other hydro projects. THDCIL is primarily engaged in development, operation and maintenance the 2,400 MW Tehri Hydro Power Complex comprising of 1000 MW Tehri Dam & HPP, 1000 MW Tehri Pumped Storage Plant & 400 MW Koteswar HEP along with other Hydro Projects. THDCIL has commissioned 63 MW wind power plant at Devbhoomi Dwarika, thus totalling the installed capacity to 1,513 MW. In FY17, the company produced 4,370 MU and sold 3,421 MU of electricity.

Dun & Bradstreet D-U-N-S® No 65-033-3321

Financial Snapshot (₹ Mn)		
Parameters	FY17	FY18
Total Income	22,359.7	N.A.
Net Profit	7,139.3	N.A.
Total Assets	148,079.5	N.A.
Ratios		
NPM (%)	31.9	N.A.
C/R (Times)	1.8	N.A.
'Ratna' Status (As of April 2018)		
Miniratna - I		

## Uranium Corporation of India Limited

P.O. Jaduguda Mines, Dist. Singhbhum (East) – 832102, Jharkhand  
Website: www.ucil.gov.in

### About the Company

Uranium Corporation of India Ltd (UCIL), incorporated in 1967 under the Department of Atomic Energy, GoI, fulfils the requirement of uranium for pressurised heavy water reactors and supports the nuclear power generation programme of India. It is engaged in mining and processing of uranium ore in India. The company has six underground mines located at Bagjata, Jaduguda, Bhatin, Narwapahar, Turamdih and Mohuldih and one open pit mine Banduhurang in the State of Jharkhand. Ore produced from these mines are processed in two process plants located at Jaduguda and Turamdih in Jharkhand. As on Mar 31, 2017, UCIL's manpower was 4,834.

Dun & Bradstreet D-U-N-S® No 65-011-7781

Financial Snapshot (₹ Mn)		
Parameters	FY17	FY18
Total Income	12,727.1	N.A.
Net Profit	1,279.4	N.A.
Total Assets	36,694.5	N.A.
Ratios		
NPM (%)	10.1	N.A.
C/R (Times)	0.8	N.A.
'Ratna' Status (As of April 2018)		
-		



## WAPCOS Limited

5<sup>th</sup> Floor, Kailash, 26, Kasturba Gandhi Marg, New Delhi - 110001, Delhi  
Website: [www.wapcos.gov.in](http://www.wapcos.gov.in)

Dun & Bradstreet D-U-N-S® No 72-522-7370

### About the Company

WAPCOS Ltd (WAPCOS), incorporated in 1969 and operates under the aegis of Union Ministry of Water Resources, River Development & Ganga Rejuvenation. The company operates in two business segments: consultancy & turnkey project. The consultancy services covers preliminary investigations/reconnaissance, baseline and socio-economic surveys, field surveys and investigations and testing, project management and construction supervision, and engineering designs, drawings and tendering process among others. There are two sub-segments for turnkey projects i.e. Salma dam project and other engineering projects. In FY17, the company procured business to the tune of ₹ 17.5 bn as against ₹ 19.8 bn in FY16.

Financial Snapshot (₹ Mn)		
Parameters	FY17	FY18
Total Income	9,754.4	N.A.
Net Profit	1,070.2	N.A.
Total Assets	13,209.9	N.A.
Ratios		
NPM (%)	11.0	N.A.
C/R (Times)	1.5	N.A.
'Ratna' Status (As of April 2018)		
Miniratna - I		

## Western Coalfields Limited

Coal Estate, Civil Lines, Nagpur – 440001, Maharashtra  
Website: [www.westerncoal.nic.in](http://www.westerncoal.nic.in)

Dun & Bradstreet D-U-N-S® No 65-005-8860

### About the Company

Western Coalfields Ltd (WCL) was established in 1975. WCL is one of the eight subsidiaries of Coal India Limited. WCL's mining operations are spread over the states of Maharashtra and MP. As of Mar 31, 2017, WCL operated 81 coal mines comprising 36 underground mines, 43 opencast mines and two mixed mines. The company supplies coal to the power houses, electricity boards and other industries such as cement, steel, chemical fertilizer, paper & brick operating in Maharashtra, MP, UP, Gujarat, AP, TN, Karnataka, and Kerala. During FY17, WCL achieved coal production of 45.6 mn tonnes as against 44.8 mn tonnes in FY16.

Financial Snapshot (₹ Mn)		
Parameters	FY17	FY18
Total Income	77,826.9	N.A.
Net Profit	(7,770.3)	N.A.
Total Assets	120,125.7	N.A.
Ratios		
NPM (%)	(10.0)	N.A.
C/R (Times)	1.2	N.A.
'Ratna' Status (As of April 2018)		
Miniratna - I		





विश्वसनीय,  
मैत्रीपूर्ण  
Faithful,  
Friendly



सिंडिकेटबैंक  
**SyndicateBank**

भारत सरकार का उपक्रम A Govt. of India Undertaking

[www.syndicatebank.in](http://www.syndicatebank.in)

**GROW  
YOUR  
MONEY  
SECURELY!**

Introducing

**SYND**

**500**

**TERM DEPOSIT\***

Let your money grow in **Synd 500** term deposit.  
You can deposit ₹1,000/- up to ₹500 lakh.  
Earn interest of **6.80% p.a.\***.

For more details, please visit our nearest branch or visit [www.syndicatebank.in](http://www.syndicatebank.in)  
Toll Free: 1800 3011 3333 | 1800 208 3333

\*Conditions apply



# Banks

## Andhra Bank

5-9-11, Dr. Pattabhi Bhavan, Saifabad, Hyderabad - 500004, Telangana  
Website: www.andhrabank.in

### About the Company

Andhra Bank (Andhra Bank), established in 1923 and incorporated in 1991, is a public sector bank in which the Government holds, as on Dec 31, 2017, a majority shareholding of around 61%. The bank offers its services to the retail, agriculture, MSME, corporate and NRI segments. On Sep 31, 2017, Andhra Bank had 2912 global branches, comprising 730 metro branches, 664 urban branches, 771 semi-urban branches, 745 rural branches, 4 extension counters and 2 overseas representative offices. The two representative overseas offices are located in Dubai, UAE and New Jersey, USA.

Dun & Bradstreet D-U-N-S® No 67-559-4280

Financial Snapshot (₹ Mn)		
Parameters	FY17	FY18
Total Income	203,357.2	203,466.0
Net Profit	1,743.3	(34,125.3)
Total Business	3,322,875.8	3,571,346.0
Ratios (%)		
NIM	3.1	3.3
Net NPA Ratio	7.6	8.5

## Bank of Baroda

Baroda House, Mandvi, Vadodara - 390006, Gujarat  
Website: www.bankofbaroda.com

### About the Company

Bank of Baroda (BoB) was incorporated in the year 1908 and provides a variety of banking solutions such as Personal Banking, Corporate Banking, MSME, International Banking, and NRI services. The range of products and services include personal offerings like C.A.S.A., fixed and recurring deposit, credit and debit card; corporate offerings like wholesale, loans among others; international offerings like FCNRB loans, Trade finance; SME offerings like Baroda Vidyasthali Loan, Baroda Weavers Credit Card among many services, and Rural banking and Treasury like Forex operations. The bank has over 9,200 ATMs in India.

Dun & Bradstreet D-U-N-S® No 86-041-6228

Financial Snapshot (₹ Mn)		
Parameters	FY17	FY18
Total Income	489,579.9	503,056.9
Net Profit	13,831.4	(243,181.0)
Total Business	9,849,344.0	10,187,466.5
Ratios (%)		
NIM	2.2	N.A.
Net NPA Ratio	4.7	5.5

## Bank of India

Star House, C5/G Block, BKC, Bandra (E), Mumbai - 400051, Maharashtra  
Website: www.bankofindia.co.in

### About the Company

Bank of India (BoI) was founded on 7-Sep-1906 in Mumbai. The bank was nationalized in 1969. BOI business segments include corporate, rural, MSME, retail, NRI, and treasury. Corporate segment includes cash management services, loans and, trade finance; while the rural segment includes financial inclusion, PMJDY, and MSME which consists of various loan facilities; and finally, retail includes deposits, insurance, and loan products. As of 31-Mar-2017, the bank had 5,044 domestic branches across the country and 66 overseas branches with overseas presence in 22 countries spread over 5 continents. During FY17, GOI decided to infuse ₹ 22.57 bn capital support into the bank.

Dun & Bradstreet D-U-N-S® No 65-005-6880

Financial Snapshot (₹ Mn)		
Parameters	FY17	FY18
Total Income	460,631.8	438,051.7
Net Profit	(15,583.1)	(60,437.1)
Total Business	9,065,136.7	8,622,345.7
Ratios (%)		
NIM	2.2	N.A.
Net NPA Ratio	6.9	8.3

## Canara Bank

112, J C Road, Bengaluru - 560002, Karnataka  
Website: [www.bankofbarodha.com](http://www.bankofbarodha.com)

Dun & Bradstreet D-U-N-S® No 65-005-6757

### About the Company

Canara Bank (Canara Bank), a nationalized bank founded in 1906, caters to various segments such as personal, corporate, NRI banking, priority sector, and MSMEs. Its product portfolio includes savings and deposits, loan products, mutual funds, insurance business, card services, remittance facilities, and agriculture & rural credit schemes. The Bank has set up 147 hi-tech E-lounges in select branches with facilities like ATM, Cash Deposit Kiosk with voice guided system, Cheque Deposit Kiosk, Self-Printing Passbook Kiosk, Internet Banking Terminal, Online Trading Terminal, and Corporate Website Access. As of 31-Mar-2017, Canara Bank had 6,111 branches and 10,339 ATMs spanning across the country.

Financial Snapshot (₹ Mn)		
Parameters	FY17	FY18
Total Income	489,420.4	481,949.4
Net Profit	11,219.2	(42,222.4)
Total Business	8,372,840.0	9,064,748.5
Ratios (%)		
NIM	2.2	N.A..
Net NPA Ratio	6.3	7.5

## Central Bank of India

Chandermukhi Building, 9<sup>th</sup> Floor, Nariman Point, Mumbai - 400021, Maharashtra  
Website: [www.centralbankofindia.co.in](http://www.centralbankofindia.co.in)

Dun & Bradstreet D-U-N-S® No 86-221-3654

### About the Company

Central Bank of India (Central Bank), incorporated in 1911, was the first Indian commercial bank which was wholly owned and managed by Indians. Central Bank has a network in 29 States and 6 UTs. As on Jan 2018, the bank has 4,715 branches, 1 extension counter and 10 satellite offices. The bank's services portfolio includes personal banking, corporate banking, NRI, agriculture and MSME. Under personal banking, it offers deposit accounts, retail loans, digital banking and cards. The bank's NRI services comprises of loan facilities for NRIs, remittance facilities and deposit schemes for NRI and PIO.

Financial Snapshot (₹ Mn)		
Parameters	FY17	FY18
Total Income	275,370.5	266,578.7
Net Profit	(24,391.0)	(51,049.0)
Total Business	4,360,699.6	4,513,810.3
Ratios (%)		
NIM	2.5	2.5
Net NPA Ratio	10.2	11.1

## Corporation Bank

Mangaladevi Temple Road, Pandeshwar, Mangalore - 575001, Karnataka  
Website: [www.corpnbank.in](http://www.corpnbank.in)

Dun & Bradstreet D-U-N-S® No 65-019-2792

### About the Company

Corporation Bank (Corpnbank) was established in 1906 and acquired its present name in 1980, following its nationalization in the same year. It offers personal banking, corporate banking, NRI banking, and priority banking services. Under personal banking, it offers savings accounts, deposit schemes, loan facilities, remittances, cards, insurance, and tax and pension schemes. Under corporate banking, it offers working capital financing, term financing, cash management. NRI banking services include savings accounts, term deposits, remittance facilities, and loan facilities. As of 31-Mar-2017, total number of branches stood at 2,517 and total number of ATMs stood at 3,169.

Financial Snapshot (₹ Mn)		
Parameters	FY17	FY18
Total Income	225,617.8	199,414.1
Net Profit	5,612.1	(40,539.4)
Total Business	3,609,164.1	3,031,847.9
Ratios (%)		
NIM	2.1	2.3
Net NPA Ratio	8.3	11.7

## Dena Bank

Dun &amp; Bradstreet D-U-N-S® No 65-009-6316

Dena Corporate Centre, C10, G Block, BKC, Bandra (E), Mumbai - 400051, Maharashtra  
Website: www.denabank.com

### About the Company

Dena Bank (Dena Bank) was incorporated in 1938 as Devkaran Nanjee Banking Company Ltd. The bank was converted into a public limited company in 1939 and was nationalized in 1969. It came out with its IPO in 1996. Dena Bank undertakes personal banking, international banking, corporate banking, priority and SME lending, and internet banking operations. Under personal banking, it provides various deposits and loans schemes like Dena Stree Shakti, Dena Maha Tax Bachat Yojana, Dena Minor Saving Scheme, Dena Senior Citizen Scheme, Dena Doctor +, Dena Rent Scheme among others. The corporate banking segment provides sector-specific schemes to various industries.

Financial Snapshot (₹ Mn)		
Parameters	FY17	FY18
Total Income	114,330.7	100,957.5
Net Profit	(8,636.2)	(19,231.5)
Total Business	1,865,173.8	1,717,116.6
Ratios (%)		
NIM	2.0	2.2
Net NPA Ratio	10.7	12.0

## Indian Bank

Dun &amp; Bradstreet D-U-N-S® No 91-644-0035

66, Rajaji Salai, Chennai - 600001, TN  
Website: www.indianbank.in

### About the Company

Indian Bank (Indian Bank) was incorporated in 1907. The bank mainly operates in the treasury, corporate & wholesale banking, and retail banking segments. Indian Bank offers a wide array of lending and deposit schemes catering to individuals, NRIs, priority sectors, corporates, professionals and the agricultural sector. Other services offered by the bank include RTGS, NEFT, insurance services, phone banking, mobile banking, and e-payment among others. Indian Bank touched 8,593 delivery points, including 2,695 domestic branches and 3,202 ATMs as of 30-Sep-2017. During FY17 the bank launched Bharat Bill Payment System which offers an interoperable bill payment service to customers through multiple payment modes and instant confirmation.

Financial Snapshot (₹ Mn)		
Parameters	FY17	FY18
Total Income	182,511.2	195,194.8
Net Profit	14,056.8	12,589.9
Total Business	3,102,085.6	3,648,631.5
Ratios (%)		
NIM	2.6	2.9
Net NPA Ratio	4.4	3.8

## Oriental Bank of Commerce

Dun &amp; Bradstreet D-U-N-S® No 87-179-3705

Harsha Bhawan, E-Block, Connaught Place, New Delhi - 110001, Delhi  
Website: www.obcindia.co.in

### About the Company

Oriental Bank of Commerce (OBC), a Gol undertaking, was established in 1943. In 1945, OBC was acquired by the Thapar Group. In 1980, OBC got nationalized. Subsequently, Punjab Co-operative Bank Ltd and Bari Doaba Bank Ltd were merged with OBC in 1997. In 2004, the Global Trust bank was also merged with OBC. OBC is engaged in treasury operations, corporate or wholesale banking, and retail banking operations. It offers various other products and services such as housing loans, education loans, loans to SMEs, savings account, and current account. During FY17, the company made new retail loan partnerships with Bankbazaar, and Tata Housing.

Financial Snapshot (₹ Mn)		
Parameters	FY17	FY18
Total Income	211,878.5	201,812.5
Net Profit	(10,940.7)	(58,717.4)
Total Business	3,770,453.9	3,437,139.4
Ratios (%)		
NIM	2.4	2.2
Net NPA Ratio	9.0	10.5

## Punjab & Sind Bank

21, Bank House, Rajendra Place, New Delhi - 110008, Delhi  
Website: www.psbindia.com

### About the Company

Punjab & Sind Bank (PSB) was incorporated in 1908. The product portfolio of PSB comprises of personal & corporate banking, digital banking, international banking, MSME banking and social banking. Under personal banking, the bank offers services such as saving account, recurring & term deposits and loans for housing, education, vehicle purchase, etc. PSB provides a range of digital banking services like retail & corporate internet banking, mobile banking, POS, RuPay prepaid cards and online payments, amongst others. Under international banking, the bank offers NRI schemes, export/import services and forex treasury, etc. As on Mar 31, 2017, the bank employed 9,400 people.

Dun & Bradstreet D-U-N-S® No 91-535-6179

Financial Snapshot (₹ Mn)		
Parameters	FY17	FY18
Total Income	87,509.7	85,299.5
Net Profit	2,010.8	(7,438.0)
Total Business	1,438,746.9	1,682,956.1
Ratios (%)		
NIM	N.A.	N.A.
Net NPA Ratio	7.5	6.9

## Punjab National Bank

HO: 7, Bhikaiji Cama Place, New Delhi - 110607, Delhi  
Website: www.pnbindia.in

### About the Company

Punjab National Bank (PNB) commenced its operations in 1895, and was nationalized in 1969. In 1993, New Bank of India was merged with PNB and further in 2003, Nedungadi Bank Ltd was amalgamated with the bank. Under personal banking, the bank offers savings, current, fixed deposits, credit, doorstep banking services etc. In FY17, the bank operated 6,938 branches and 10,681 ATMs as against 6,760 branches and 9,463 ATMs in FY16. It employed 141.7 mn people in FY17. PNB reported total business of ₹ 10,411.97 bn in FY17 as compared to ₹ 9,653.77 bn in FY16.

Dun & Bradstreet D-U-N-S® No 87-179-3629

Financial Snapshot (₹ Mn)		
Parameters	FY17	FY18
Total Income	562,273.6	568,766.3
Net Profit	13,248.0	(122,828.2)
Total Business	10,411,971.7	10,759,609.1
Ratios (%)		
NIM	2.4	N.A.
Net NPA Ratio	7.8	11.2

## State Bank of India

State Bank Bhavan, Madame Cama Road, Mumbai - 400021, Maharashtra  
Website: www.sbi.co.in

### About the Company

State Bank of India (SBI) was founded in 1806, as Bank of Calcutta and subsequently evolved into SBI in the year 1955. SBI primarily operates in the business segments namely personal banking, agricultural banking, international banking, and other banking operations. SBI's international banking operation spans across 198 foreign offices spread across 37 countries in the world. During FY 2017, it opened two exclusive wealth management hubs in Bengaluru. After the merger with other SBI banks on 31-Mar-2017, the branch network of the bank reached a total of 24,017 branches and 59,263 ATMs. It opened its sixth branch in Singapore in September 2017.

Dun & Bradstreet D-U-N-S® No 67-723-6822

Financial Snapshot (₹ Mn)		
Parameters	FY17	FY18
Total Income	2,109,791.7	2,651,000.0
Net Profit	104,841.0	(65,474.5)
Total Business	36,158,297.8	46,412,234.7
Ratios (%)		
NIM	2.8	N.A.
Net NPA Ratio	3.7	5.7



## Syndicate Bank

Door No 16/355 & 16/365A, Udupi District, Manipal - 576104, Karnataka  
Website: [www.syndicatebank.in](http://www.syndicatebank.in)

### About the Company

Syndicate Bank (Syndicate) was incorporated in 1925 as Canara Industrial and Banking Syndicate Ltd. In 1953, Maharashtra Apex Bank Ltd and Southern India Apex Bank Ltd along with other 18 banks merged with the bank. In 1963, the name of the bank changed to Syndicate Bank Ltd and in 1969, the bank was nationalized. Syndicate offers a wide range of deposit products, loan products, cash management services, NRI services, NEFT for electronic fund transfer, insurance, and MF services amongst others. As of 30-Sep-2017, the total number of ATMs stood at 4,085 and the total number of branches stood at 3,966.

Dun & Bradstreet D-U-N-S® No 65-083-0453

Financial Snapshot (₹ Mn)		
Parameters	FY17	FY18
Total Income	264,611.8	245,818.5
Net Profit	3,589.5	(32,228.4)
Total Business	4,602,302.2	4,834,599.7
Ratios (%)		
NIM	2.4	2.4
Net NPA Ratio	5.2	6.3

## Union Bank of India

239, Vidhan Bhavan Marg, Nariman Point, Mumbai - 400021, Maharashtra  
Website: [www.unionbankofindia.co.in](http://www.unionbankofindia.co.in)

### About the Company

Union Bank of India (Union Bank) was incorporated in 1919. In 1969, it was nationalized and acquired its present name. The bank operates under personal, NRI, International, MSME, Rural and Agri, and Corporate segments. Under personal banking, the bank offers C.A.S.A, retail loan schemes, insurance and investment plans. Under corporate banking, it offers loan syndication, debt restructuring, Government businesses, selected treasury products, and credit facilities. Under MSME and Rural and Agri, it provides various finance and loan schemes. The bank has a network of 4,295 branches across the county, four overseas branches, and 7,674 ATMs as of 30-Sep-2017.

Dun & Bradstreet D-U-N-S® No 91-536-0072

Financial Snapshot (₹ Mn)		
Parameters	FY17	FY18
Total Income	376,245.8	377,378.6
Net Profit	5,552.1	(52,473.7)
Total Business	6,648,581.5	6,972,622.2
Ratios (%)		
NIM	N.A.	N.A.
Net NPA Ratio	6.6	8.4

## United Bank of India

11, Hemanta Basu Sarani, Kolkata - 700001, WB  
Website: [www.unitedbankofindia.com](http://www.unitedbankofindia.com)

### About the Company

United Bank of India (UBI) was formed in 1950, as United Bank of India Ltd with the amalgamation of four banks namely, Comilla Banking Corporation Ltd, Bengal Central Bank Ltd, Camilla Union Bank Ltd, and Hooghly Bank Ltd. The Bank was nationalized in 1969. UBI operates in the retail banking, corporate banking, MSME, and international banking sectors. UBI signed a corporate agency agreement with Bajaj Allianz and LIC for insurance business. It also has tie-ups with nine AMCs for distribution of mutual fund products. As of 31-Mar-2017, the total number of branches of the bank stands at 2,053.

Dun & Bradstreet D-U-N-S® No 87-179-4493

Financial Snapshot (₹ Mn)		
Parameters	FY17	FY18
Total Income	116,145.3	105,562.0
Net Profit	2,195.1	(14,544.4)
Total Business	1,930,785.5	1,918,165.8
Ratios (%)		
NIM	N.A.	N.A.
Net NPA Ratio	10.0	16.5

## Vijaya Bank

Dun &amp; Bradstreet D-U-N-S® No 65-007-9858

41/2, M.G. Road, Bengaluru - 560001, Karnataka  
Website: www.vijayabank.com

### About the Company

Vijaya Bank (Vijaya Bank), a Gol undertaking, was established in Mangalore, Karnataka in 1931. It became a scheduled bank in 1958, and was later nationalized in April 1980. During 1963-68, Vijaya bank merged with nine other smaller banks. Its product portfolio includes savings and deposits, loan advances products, NRI services, cards services, and remittances and collection services. In FY17, the bank introduced several IT based products like Software Token – an additional mode of two factor authentication and Toggle V-Net Banking, to provide the facility of disabling and enabling of Internet banking (V-Netbank) from customer end point.

Financial Snapshot (₹ Mn)		
Parameters	FY17	FY18
Total Income	140,307.2	141,904.5
Net Profit	7,504.9	7,270.2
Total Business	2,275,608.4	2,734,529.8
Ratios (%)		
NIM	2.8	3.1
Net NPA Ratio	4.4	4.3







# SECL

**Largest Coal Producing Subsidiary of Coal India Ltd.**

**Technology ♦ CSR ♦ Environment**



## **South Eastern Coalfields Limited**

**(A Subsidiary of Coal India Limited)**

Seepat Road, Bilaspur (C.G.) 495006 | Tel/Fax : 07752-246338



**FIs/NBFCs**

## Export-Import Bank of India

Dun &amp; Bradstreet D-U-N-S® No 65-007-8355

Centre One Building, 21<sup>st</sup> Floor, World Trade Centre Complex, Cuffe Parade, Mumbai - 400005, Maharashtra  
Website: www.eximbankindia.in

### About the Company

Export-Import Bank of India (EXIM Bank) is a specialized financial institution, established in 1982 for financing, facilitating and promoting foreign trade. EXIM Bank extends lines of credit (LOCs) to overseas financial institutions, regional development banks, sovereign governments and other entities overseas, to enable buyers in those countries to import developmental and infrastructure projects, equipments, goods and services from India, on deferred credit terms. It introduced the buyer's credit-national export insurance account program to enhance project exports. The Bank facilitates two-way technology transfer by financing technology imports into India, and investment abroad by Indian companies to establish joint ventures, subsidiaries or overseas acquisitions.

Financial Snapshot (₹ Mn)		
Parameters	FY17	FY18
Total Income	92,353.4	N.A.
Net Profit	3,126.4	N.A.
Total Assets	1,172,073.7	N.A.
Ratios (%)		
NPM	3.4	N.A.
ROA	0.3	N.A.
'Ratna' Status (As of April 2018)		
-		

## Housing and Urban Development Corporation Limited

Dun &amp; Bradstreet D-U-N-S® No 65-005-8845

HUDCO Bhawan, India Habitat Centre, Lodhi Road, New Delhi - 110003, Delhi  
Website: www.hudco.org

### About the Company

Housing and Urban Development Corporation Ltd (HUDCO) was incorporated in 1970 under the Ministry of Housing and Poverty Alleviation of GoI to accelerate the pace of housing and urban development in the country. HUDCO is a techno-financial institution engaged in the financing and promotion of housing and urban infrastructure projects throughout India. It provides housing loan for urban housing, staff housing, land acquisition, community toilets, repairs & renewals amongst others. Its infrastructure loan portfolio includes water supply, sewerage, solid waste management, drainage and social infrastructure. In FY17, HUDCO sanctioned loans of ₹ 318.6 bn and disbursed loans worth ₹ 91 bn in FY17.

Financial Snapshot (₹ Mn)		
Parameters	FY17	FY18
Total Income	35,848.4	41,730.5
Net Profit	8,418.1	7,999.5
Total Assets	393,221.5	489,301.5
Ratios (%)		
NPM	23.5	19.2
ROA	2.2	1.8
'Ratna' Status (As of April 2018)		
Miniratna - I		

## IFCI Limited

Dun &amp; Bradstreet D-U-N-S® No 65-007-6896

IFCI Tower, 61 Nehru Place, New Delhi - 110019, Delhi  
Website: www.ifcilt.com

### About the Company

IFCI Ltd (IFCI), established in 1948 as Industrial Finance Corporation of India through an Act of Parliament, is a systemically important non-deposit taking non-banking finance company registered with the RBI. The company operates in the public sector, providing financial support in the form of medium to long-term debt products to a diverse range of industries such as infrastructure, real estate, manufacturing, services sector and other allied industries. In addition, the company through its subsidiaries and associate organizations also provides other services including broking, venture capital, financial advisory, depository services, factoring etc. As of March 2017, IFCI had six subsidiaries and six step-down subsidiaries.

Financial Snapshot (₹ Mn)		
Parameters	FY17	FY18
Total Income	28,742.4	27,012.9
Net Profit	(4,584.9)	(10,085.1)
Total Assets	316,744.4	N.A.
Ratios (%)		
NPM	(16.0)	(37.3)
ROA	(1.3)	N.A.
'Ratna' Status (As of April 2018)		
-		

## India Infrastructure Finance Company Limited

Dun &amp; Bradstreet D-U-N-S® No 65-053-5391

8<sup>th</sup> Floor, Hindustan Times Building, 18 & 20, Kasturba Gandhi Marg, New Delhi - 110001, Delhi  
Website: www.iifcl.co.in

### About the Company

India Infrastructure Finance Co Ltd (IIFCL) is a special purpose vehicle incorporated by the Government of India in 2006 to provide long-term financial assistance to viable infrastructure projects under specified sectors including transportation, energy, water, sanitation, communication, social and commercial infrastructure. IIFCL is registered as a non-banking, non-deposit-taking, infrastructure finance company with the RBI since 2013. IIFCL provides direct lending through senior debt and sub-ordinate debt for Greenfield projects. For Brownfield projects, the company provides assistance through takeout finance scheme and credit enhancement scheme. It also provides refinance to banks and other eligible financial institutions for their loans to infrastructure projects.

Financial Snapshot (₹ Mn)		
Parameters	FY17	FY18
Total Income	39,026.4	38,364.4
Net Profit	679.0	(11,546.1)
Total Assets	421,567.8	432,096.2
Ratios (%)		
NPM	1.7	(30.1)
ROA	0.2	(2.7)
'Ratna' Status (As of April 2018)		
-		

## Indian Railway Finance Corporation Limited

Dun &amp; Bradstreet D-U-N-S® No 91-850-5087

UG - Floor, East Tower, NBCC Place, Bhasham Pitamah Marg, New Delhi - 110003, Delhi  
Website: www.irfc.nic.in

### About the Company

Indian Railway Finance Corporation Ltd (IRFC) was incorporated in the year 1986. It has been registered as non-deposit taking NBFC with RBI. IRFC is a financing arm of the Ministry of Railway which raise money from the market to part finance the plan outlay of Indian Railways. IRFC raises funds through issue of taxable and taxfree bonds, term loans from banks and financial institutions and through offshore borrowings. IRFCs funding is used for acquisition of rolling stock assets and for meeting other developmental needs of the Indian Railways. During FY17, the company funded the acquisition of 608 locomotives, 2,280 passenger coaches, and 10,000 freight wagons valued at ₹ 142.81 bn.

Financial Snapshot (₹ Mn)		
Parameters	FY17	FY18
Total Income	90,476.6	N.A.
Net Profit	9,338.1	N.A.
Total Assets	1,296,496.3	N.A.
Ratios (%)		
NPM	10.3	N.A.
ROA	0.8	N.A.
'Ratna' Status (As of April 2018)		
Miniratna - I		

## Indian Renewable Energy Development Agency Limited

Dun &amp; Bradstreet D-U-N-S® No 87-240-6211

India Habitat Centre, East Court, Core-4 A, 1<sup>st</sup> Floor, New Delhi - 110003, Delhi  
Website: www.ireda.gov.in

### About the Company

Indian Renewable Energy Development Agency Ltd (IREDA), a GoI enterprise, was established in 1987, under the administrative control of Ministry of New and Renewable Energy. It has been notified as a public financial institution and registered as a NFBC with RBI. In 2015, IREDA is engaged in promoting, developing and extending financial assistance for setting up projects relating to new and renewable sources of energy efficiency and conservation. In FY17, IREDA sanctioned loans worth ₹ 101.99 bn supporting capacity addition of nearly 2,477.60 MW. In FY17, IREDA mobilised resources worth ₹ 25.65 bn through various lines of Credit from m Bilateral/ Multilateral Institutions.

Financial Snapshot (₹ Mn)		
Parameters	FY17	FY18
Total Income	14,816.7	17,800.2
Net Profit	3,650.2	3,932.0
Total Assets	187,042.0	202,773.0
Ratios (%)		
NPM	24.6	22.1
ROA	2.3	2.0
'Ratna' Status (As of April 2018)		
Miniratna - I		



## National Bank for Agriculture and Rural Development

Dun &amp; Bradstreet D-U-N-S® No 65-050-8245

Plot C-24, G Block, Bandra Kurla complex, BKC Road, Bandra East, Mumbai - 400051, Maharashtra  
Website: www.nabard.org

### About the Company

National Bank for Agriculture and Rural Development (NABARD) was established in 1982 by transferring the agricultural credit functions of RBI and refinance functions of the then Agricultural Refinance and Development Corporation (ARDC). Consequent to the revision in the composition of share capital between the Government of India (GoI) and RBI, NABARD today is fully owned by GoI, and is entrusted with matters concerning policy, planning and operations in the field of credit for agriculture and other economic activities in rural areas. NABARD strives to build an empowered and financially inclusive rural India through specific goal-oriented initiatives viz financial, developmental and supervisory.

Financial Snapshot (₹ Mn)		
Parameters	FY17	FY18
Total Income	222,769.1	243,906.9
Net Profit	26,455.0	29,619.5
Total Assets	3,482,602.8	N.A.
Ratios (%)		
NPM	11.9	12.1
ROA	0.8	N.A.
'Ratna' Status (As of April 2018)		
-		

## Power Finance Corporation Limited

Dun &amp; Bradstreet D-U-N-S® No 67-563-8032

'Urjanidhi', 1, Barakhamba Lane, Connaught Place, New Delhi - 110001, Delhi  
Website: www.pfcindia.com

### About the Company

Power Finance Corporation Ltd (PFC), a GoI-owned Navratna company, was incorporated in Jul 1986. In 1998, it was registered with RBI as an NBFC and in 2010, RBI classified PFC as an 'Infrastructure Finance Company'. PFC offers fund and non-fund based products & consultancy services that cater to the needs of state departments engaged in the development of power projects, central power utilities, joint sector power utilities, equipment manufacturers and private sector power utilities. Its fund-based products include: project term loans, debt refinancing, corporate loan, bridge loan, and asset acquisition; while its non-fund products include lease financing and letter of comfort.

Financial Snapshot (₹ Mn)		
Parameters	FY17	FY18
Total Income	270,185.7	267,377.4
Net Profit	21,263.9	58,552.2
Total Assets	2,583,435.8	2,864,651.7
Ratios (%)		
NPM	7.9	21.9
ROA	0.8	2.1
'Ratna' Status (As of April 2018)		
Navratna		

## Rural Electrification Corporation Limited

Dun &amp; Bradstreet D-U-N-S® No 86-220-5911

Core - 4, SCOPE Complex, 7, Lodhi Road, New Delhi - 110003, Delhi  
Website: www.recindia.nic.in

### About the Company

Rural Electrification Corporation Ltd (REC) incorporated in 1969, is a CPSE Navratna which is registered with RBI as an Infrastructure Finance NBFC. REC's core business is to finance and promote power sector projects in the country. It offers financial assistance to state electricity boards, state governments, central/state power utilities, independent power producers, rural electric cooperatives and private sector utilities catering to the needs of the complete power sector value chain, from generation, transmission to distribution. REC has been appointed as the government's nodal agency for its Deen Dayal Upadhyaya Gram Jyoti Yojan, a flagship GoI programme.

Financial Snapshot (₹ Mn)		
Parameters	FY17	FY18
Total Income	240,953.5	224,403.1
Net Profit	62,457.6	46,470.0
Total Assets	2,092,362.4	2,464,844.6
Ratios (%)		
NPM	25.9	20.7
ROA	3.0	2.0
'Ratna' Status (As of April 2018)		
Navratna		

# Small Industries Development Bank of India

SIDBI Tower 15, Ashok Marg, Lucknow - 226001, UP  
Website: www.sidbi.in

Dun & Bradstreet D-U-N-S® No 86-218-7127

## About the Company

Small Industries Development Bank of India (SIDBI), established in 1990 under an act of Parliament, is a principal financial institution for promotion, financing and development of the micro, small and medium enterprises (MSME) sector as well as for co-ordination of functions of institutions engaged in similar activities. SIDBI provides financial support to MSMEs through indirect finance to banks and FIs for onward lending to MSMEs, and direct finance in niche areas like risk capital, sustainable finance/energy efficiency financing, receivable finance, services sector financing, etc. The bank's outstanding portfolio increased by 4% to ₹ 682.90 bn as on March 31, 2017 from ₹ 656.32 bn a year ago.

Financial Snapshot (₹ Mn)		
Parameters	FY17	FY18
Total Income	63,458.0	66,000.0
Net Profit	11,201.8	14,290.0
Total Assets	796,823.3	N.A.
Ratios (%)		
NPM	17.7	21.7
ROA	1.4	N.A.
'Ratna' Status (As of April 2018)		
-		



## Learning & Economic Insights Group

Enhancing customer experience through knowledge, research and insights

Dun & Bradstreet's Learning & Economic Insights Group conducts high-end business research and analysis. Tracking the economic scenario and business landscape closely, it has also been our constant endeavour to place the success stories of Indian Companies on a global platform through our knowledge almanacs like "India's Top 500 Companies", "India's Top Banks", "India's Leading PSUs", "HR Best Practices"; persona-based roundtables like CFO series, CMO series, CHRO series, CTO/CIO series, CSO series; and SME series to name a few. It also provides a suite of professional trainings, educational courses. L&EIG also creates platforms for organizations to create brand awareness and provides them an opportunity to showcase their products, services, strengths and capabilities, amongst current and potential customers, investors, suppliers, government bodies, regulators and other stakeholders.



For more details please contact  
Regd. Office - ICC Chambers, Saki Vihar Road, Powai, Mumbai – 400 072.  
CIN: U74141997PTC813 | Tel: +91 22 6680 1300 | Fax: +91 22 2847 6281/ 82  
North & East: **Rajesh Kandari** | Mobile: +91 9811140424 | Email: KandariR@DNB.com  
West: **Suhail Aboli** | Mobile: +91 9920555476 | Email: AboliS@DNB.com  
South: **Mangesh Shinde** | Mobile: +9198190 43099 | Email: ShindeM@DNB.com



# Insurance



## Agriculture Insurance Company of India Limited

Ambadeep, 13<sup>th</sup> Floor, 14, Kasturba Gandhi Marg, New Delhi - 110001, Delhi  
Website: www.aicofindia.com

Dun & Bradstreet D-U-N-S® No 65-004-8122

### About the Company

Agriculture Insurance Company of India Ltd (AIC) was incorporated in Dec 2002 and commenced business operations from Apr 2003. The company is primarily engaged in offering yield-based and weather-based crop insurance in 500 districts in India. Few of the agriculture insurance schemes offered by AIC are weather-based crop insurance scheme, potato insurance, pulp wood tree insurance, rainfall insurance, bio fuel tree plant insurance, cardamom plant and yield insurance, potato insurance, pulpwood insurance, and rubber plantation insurance among others.

Financial Snapshot (₹ Mn)		
Parameters	FY17	FY18
Total Income	24,846.2	23,211.5
Net Premium Earned	20,029.8	17,795.2
AUM	74,778.8	N.A.
Ratios (%)		
Solvency Ratio	1.8	2.0
Net Premium Growth	7.6	N.A.

## ECGC Limited

Express Towers, 10<sup>th</sup> Floor, Nariman Point, Mumbai – 400021, Maharashtra  
Website: www.ecgc.in

Dun & Bradstreet D-U-N-S® No 86-242-3225

### About the Company

ECGC Ltd (ECGC) was registered in July 1957. ECGC is an export promotion organisation which provides a range of credit risk insurance covers to exporters against loss in export of goods and services. The company also offers export credit insurance covers to banks and financial institutions and overseas investment insurance to Indian companies that seek to invest in JV's abroad in the form of equity or loan. Some of the credit products and policies offered for exporters and banks include export turnover policy, software project policy, individual packing credit, export finance, line of credit cover and buyer's credit cover amongst others. In FY17, ECGC issued and renewed 12,029 short term export credit insurance policies and covered total business worth ₹ 1,413.98 bn.

Financial Snapshot (₹ Mn)		
Parameters	FY17	FY18
Total Income	15,276.3	N.A.
Net Premium Earned	8,715.7	N.A.
AUM	80,257.1	N.A.
Ratios (%)		
Solvency Ratio	8.7	N.A.
Net Premium Growth	(11.0)	N.A.

## General Insurance Corporation of India

Suraksha, 170, Jamshedji Tata Road, Churchgate, Mumbai - 400020, Maharashtra  
Website: www.gicofindia.com

Dun & Bradstreet D-U-N-S® No 65-073-3371

### About the Company

General Insurance Corporation of India (GIC Re) was incorporated in 1972 by the GoI for controlling and carrying on the business of general insurance. Pursuant to the IRDA Act of 1999, GIC Re was re-notified as the Indian reinsurer in Nov 2000. GIC Re is engaged in providing reinsurance to the direct general insurance companies in the domestic and international market. GIC Re's domestic and international reinsurance policies cover areas like property, marine, energy, engineering, aviation, liability, motor and life. The company has an overseas presence through a representative office in Moscow and branch offices in Dubai, London, and Malaysia.

Financial Snapshot (₹ Mn)		
Parameters	FY17	FY18
Total Income	312,894.5	N.A.
Net Premium Earned	267,149.0	N.A.
AUM	391,262.7	N.A.
Ratios (%)		
Solvency Ratio	2.4	N.A.
Net Premium Growth	76.1	N.A.

## Life Insurance Corporation of India

Dun &amp; Bradstreet D-U-N-S® No 65-005-6716

Yogakshema, Jeevan Bima Marg, P. B. No. 19953, Nariman Point, Mumbai - 400021, Maharashtra  
Website: www.licindia.in

### About the Company

Life Insurance Corporation of India (LIC) was established in 1956. LIC offers a wide range of insurance products such as insurance plans, pension plans, unit plans, special plans, health plans, withdrawn plans, and micro insurance plans. Some of its plans in each of these categories include; Jeevan Pragati, Jeevan Rakshak, Bima Diamond, Jeevan Arogya, Jeevan Lakshya, Jeevan Tarun, and New Bima Bachat among others. It also offers various group insurance schemes, such as Group Credit Life Insurance, Aam Admi Bima Yojana, and New Group Gratuity Cash accumulation scheme. The corporation directly operates through its branch offices in Mauritius, Fiji, and United Kingdom.

Financial Snapshot (₹ Mn)		
Parameters	FY17	FY18
Total Income	4,926,748.2	N.A.
Net Premium Earned	3,001,966.8	N.A.
AUM	22,752,765.9	N.A.
Ratios (%)		
Solvency Ratio	1.6	N.A.
Net Premium Growth	12.8	N.A.

## National Insurance Company Limited

Dun &amp; Bradstreet D-U-N-S® No 65-028-1488

3 Middleton Street, Prafulla Chandra Sen Sarani, Kolkata - 700071, WB  
Website: www.nationalinsuranceindia.nic.co.in

### About the Company

National Insurance Company Ltd (NIC) was incorporated in 1906. In 1972, in line with the General Insurance Business Nationalization Act, 21 foreign and 11 Indian companies were amalgamated with the company and subsequently, NIC was made a subsidiary of GIC. Presently, it operates as a GoI undertaking. NIC provides a range of general insurance products for individual, rural, industrial, and commercial customers. The company offers various insurance policies under motor, health, personal, rural, industrial, electronic equipment, fire and special perils, and shopkeeper's insurance. The company operates through a network of 1,998 branches including 1,862 urban and 136 rural branches across the country.

Financial Snapshot (₹ Mn)		
Parameters	FY17	FY18
Total Income	145,560.3	N.A.
Net Premium Earned	108,036.3	N.A.
AUM	192,970.2	N.A.
Ratios (%)		
Solvency Ratio	1.9	N.A.
Net Premium Growth	0.1	N.A.

## The New India Assurance Company Limited

Dun &amp; Bradstreet D-U-N-S® No 67-636-6311

#87, M.G.Road, Fort, Mumbai - 400001, Maharashtra  
Website: www.newindia.co.in

### About the Company

The New India Assurance Company Ltd (NIACL) was incorporated in the year 1919 and commenced overseas operations in 1920. Furthermore, NIACL was nationalized in 1973. The company is in the business of providing Motor, Health, Travel, Rural & Marine Insurance. Additionally, NIACL also provides insurance covers for Personal Accident, House Holder, Raasta Aapatti Kavach, Machinery, Fire Declaration, Office Protection, Shop Keeper, Loss of Profit, Marine Cum Erection and Stand Alone Terrorism. The company is currently present in 28 countries globally and operates through Branch Offices, Agency Offices, Subsidiary Companies, Representative Offices and Associates. NIACL has 2452 offices/branches across India.

Financial Snapshot (₹ Mn)		
Parameters	FY17	FY18
Total Income	225,508.9	249,950.9
Net Premium Earned	178,147.8	197,246.0
AUM	293,227.7	N.A.
Ratios (%)		
Solvency Ratio	2.2	2.6
Net Premium Growth	19.1	10.7



## The Oriental Insurance Company Limited

Dun &amp; Bradstreet D-U-N-S® No 65-010-8491

Oriental House, A-25/27, Asaf Ali Road, New Delhi – 110002, Delhi  
Website: [orientalinsurance.org.in](http://orientalinsurance.org.in)

### About the Company

The Oriental Insurance Company Ltd (TOICL) was incorporated in the year 1947 as a wholly owned subsidiary of the Oriental Government Security Life Assurance Company Limited. The company was a subsidiary of the Life Insurance Corporation of India from 1956 to 1973. In the year 2003, all shares of the company owned by the Life Insurance Corporation of India were transferred to the Central Government. TOICL's product range includes Motor Insurance Policies, Personal Accident Policies, Janata Personal Accident Policies, Shopkeeper Policies, Householder Policies, Nagarik Suraksha Policies and Health Insurance Policies. TOICL is currently operating through 1165 offices/branches across India.

Financial Snapshot (₹ Mn)		
Parameters	FY17	FY18
Total Income	168,884.7	130,277.7
Net Premium Earned	83,832.6	96,280.1
AUM	136,586.8	N.A.
Ratios (%)		
Solvency Ratio	1.1	1.7
Net Premium Growth	19.4	14.8

## United India Insurance Company Limited

Dun &amp; Bradstreet D-U-N-S® No 65-011-7526

24, Whites Road, Chennai – 600014, TN  
Website: [www.uic.co.in](http://www.uic.co.in)

### About the Company

United India Insurance Company Ltd (United India Insurance) was incorporated in the year 1938 and nationalized in the year 1972. During this period, 12 Indian insurance companies, 4 cooperative insurance societies, 5 foreign insurers with Indian operations and the general insurance operations of the southern region of Life Insurance Corporation of India were merged with United India Insurance Company. United India Insurance currently employs 18,300 individuals across 1,340 offices. The company's product range comprises of Motor Insurance, Health Insurance, Travel Insurance, Personal Accident Insurance, Householder's Insurance and Shopkeeper's Insurance. Additionally, the company also offers the other insurance covers including, Fire, Marine, Industrial, Liability, and Micro.

Financial Snapshot (₹ Mn)		
Parameters	FY17	FY18
Total Income	146,916.2	167,219.3
Net Premium Earned	120,323.1	128,609.8
AUM	220,559.9	N.A.
Ratios (%)		
Solvency Ratio	1.2	1.5
Net Premium Growth	20.0	6.9



# PAY ONCE, LIVE EVERY DAY!



## NOW START ENJOYING YOUR LIFE FROM TODAY



A Single Premium Non-Linked,  
Without-Profit, Immediate Annuity Plan

UIN-512N234V06

Plan No. 189

- **Plan:** Single Premium Immediate Annuity Plan
- **Age Eligibility:**
  - (a) **Minimum Age at Entry:** 30 years last birthday
  - (b) **Maximum Age at Entry:** 100 years last birthday for annuity option F - Annuity for Life with Return of Purchase Price. 85 years last birthday for all annuity options other than annuity option F - Annuity for Life with Return of Purchase Price
- **Multiple Options:** 10 Annuity types available to choose from
- **Flexible Annuity Payments:** Monthly, Quarterly, Half-yearly or Yearly modes available

### Sample Illustration

Age - 50, Mode of Annuity Payment - Yearly

Purchase Price*	Option A	Option F	Option J
50 Lac	3,95,250	3,33,750	3,31,250
1 Crore	7,90,500	6,67,500	6,62,500
2 Crore	15,81,000	13,35,000	13,25,000

\*Plus applicable tax as per rules

**Option A:** Annuity for Life

**Option F:** Annuity Payable for Life with Return of Purchase Price

**Option J:** Annuity for Life with a provision for 100% of the annuity to the spouse on death of the annuitant with Return of Purchase Price on the death of last survivor

For details, contact your Agent/Nearest LIC Branch OR  
SMS YOUR CITY NAME to 56767474 OR Visit [www.licindia.in](http://www.licindia.in)

Follow us : LIC India Forever

IRDAI Regn No.: 512

Beware of spurious phone calls and fictitious/fraudulent offers. IRDAI clarifies to public that • IRDAI or its officials do not involve in activities like sale of any kind of insurance or financial products nor invest premiums. • IRDAI does not announce any bonus. Public receiving such phone calls are requested to lodge a police complaint along with details of phone call, number.



LIC/AR/17-18/19/ENG

For more details on risk factors, terms and conditions, please read the sales brochure carefully before concluding a sale.

Zindagi ke saath bhi, Zindagi ke baad bhi.



# Life Insurance Corporation of India

The Life Insurance Corporation of India came into existence on 1st September, 1956, with the objective of spreading life insurance more widely and in particular to the rural areas with a view to reach all insurable persons in the country, providing them adequate financial cover at a reasonable cost. From then to now, LIC has crossed many milestones and has set unprecedented performance records in various aspects of the life insurance business. In its 61 years of existence, LIC has grown from strength to strength with respect to its customer base, agency network, branch office network and new business premium. The company plays a significant role in spreading life insurance widely across the country.

LIC has its Corporate Office at Mumbai with 8 Zonal Offices, 113 Divisional Offices, 2,048 branches, 1,430 Satellite Offices (all networked with a Wide Area Network) and 1,227 Mini Offices spread across the length and breadth of the country. LIC also has a strong field force of 11,48,811 agents and over one lakh employees. The Company has its overseas operations in 14 countries through its branch offices, joint venture companies and wholly-owned subsidiary. Changes in marketing strategies, technology up-gradation, improvement in customer services and innovation have been a continuous process at LIC.

## Products & Services

At the end of the financial year 2017-18, LIC has 30 plans for sale under Individual Business. These products satisfy the different needs of various segments of the society, and include Endowment, Term Assurance, Children, Pension, Micro Insurance, Health Insurance, Unit linked type plans, etc. LIC has products which satisfy the need of insurance and financial planning for all age groups.

**Health Plans:** LIC offers a Jeevan Arogya plan and a Cancer Cover plan. LIC's Jeevan Arogya is a unique non-participating non-linked plan which provides health insurance cover against certain specified health risks and provides timely support in case of medical emergencies.

LIC's Cancer Cover is a regular premium payment, non-participating, health Insurance plan which provides financial protection in case the life insured is diagnosed with any of the specified early and/or major stage cancers during the policy term.

**Pension Plans:** Under Pension Plans, the company offers Pradhan Mantri Vaya Vandana Yojana (PMVVY), Jeevan Nidhi, and Jeevan Akshay. PMVVY is a single premium payment pension plan that offers the option of either choosing the amount of the pension or the purchase price.

LIC's New Jeevan Nidhi Plan is a conventional with profits pension plan with a combination of protection and saving features. This plan provides for death cover during the deferment period and offers annuity on survival to the date of vesting.

Jeevan Akshay is an immediate annuity plan which can be purchased by making the payment of a lump sum amount.

**Unit Plans:** Under Unit Plans, the company offers Endowment Plus, a unit linked non-participating endowment assurance plan which offers investment cum insurance cover during the term of the policy.

**Micro Insurance Plans:** LIC offers the Jeevan Mangal Plan and Bhagya Lakshmi Plan under Micro Insurance.

Jeevan Mangal is a protection plan with the return of premiums on maturity, where you may pay the premiums either in lump sum or regularly over the term of the policy.

Bhagya Lakshmi is a non-par limited payment protection oriented plan with return of 110% of total amount of premiums payable on maturity where the premium paying term is 2 years lesser than the policy term.

Additionally, LIC also provides a range of **Group and Social security schemes** such as Group Credit Life Insurance, Single Premium Group Insurance, Group Leave Encashment Plan, Group Superannuation Cash Accumulation Plan, One Year Renewable Group Term Assurance Plan, Group Gratuity Cash Accumulation Plan, etc.

## Customer Service

LIC reaches out to its customers through IVRS, call centers, customer zones, SMS, e-mail, website, through popular social

networking sites and LIC's new mobile app introduced in Jan 2018 for Android and iOS platforms. It offers a number of gateways that policy holders and potential customers can use for receiving information and making payments. They include the internet, electronic clearing service (ECS), ATMs of selected banks, online collection of premiums through banking channels, through empowered agents, Senior Business Associates and at LICs customer zones

## Performance Highlights (FY 2018)

### New Business During The Year 2017-18

	Policies (In lacs)	First Year Premium Income (₹ in crore)
Composite	213.38*	134551.68*
Market Share (%)	75.67	69.40
*Excluding business procured under Pradhan Mantri Vaya Vandana Yojana New Business Pradhan Mantri Vaya Vandana Yojana		
Policies	264857	
FPI (In crore ₹)	12486.76	

### Business in force as on 31.03.2018

	(numbers in crore)	Sum Assured /NCO (₹ in crore)
Individual Policies	29.12	43,49,717
Group Policies (lives)	11.78	16,88,731.03

### Pension & Group Business & Social Security Schemes

	P&GS Conventional	Social Security Schemes
No of Lives (in lakh)	232.26	373.16
Premium Income (₹ in crore)	82,157.31	631.85

### Other Performance Parameters

	(₹ in crore)
	FY 2017-18
Total Income	5,23,611.11
Total Premium Income	3,17,850.99
Payment to Policyholders	1,98,119.83
Total Life Fund	25,84,484.92
Total Assets	28,45,041.82

### Claim Settlement Performance 2017-18

Total Number of Claims settled	266.08 lakh
Total amount of Claims paid	1,11,860.41 crore
Percentage of Maturity claims paid	95.36%
Percentage of Death Claims paid	98.04%

## Social Responsibility

LIC offers life insurance protection under group policies to people below poverty line at subsidized rates under social security group schemes like Converged Pradhan Mantri Jeevan Jyoti Bima Yojana (Converged PMJJBY) and Converged Aam Admi Bima Yojana (Converged AABY). These schemes provide life insurance protection to the persons living below poverty line and marginally above poverty line. Scholarship as a free add-on benefit is also provided under Converged PMJJBY and Converged AABY.

The Pradhan Mantri Jan Dhan Yojana was launched on 28.08.2014 for targeting comprehensive financial solution. Under this scheme, bank accounts were opened and benefits were given to the account holders. One of the benefits offered is a life insurance cover of ₹ 30,000/- for death only through LIC.

LIC has always been at the forefront in nation building activities. In order to give a formal shape to community development initiatives, LIC Golden Jubilee Foundation Trust was established in the year 2006. The objectives of the Foundation are relief of poverty or distress, advancement of education, medical relief and provision of any other object of general public utility.





*We Work towards ....  
Strengthening Power Utilities*



*"We shall be the 'Total Power Services Company' providing end-to-end support required for power-sector transformation in our country."*

**-Dr. P.V. Ramesh, IAS  
Chairman, RECPDCL**

*"We are committed to continuously supplement the efforts of Power Utilities for their improved operational efficiencies"*

**- Debjani Chakrabarti, IAS  
CEO, RECPDCL**

## We provide services for:



- Implementation & Consultation for Smart Grid Solutions



- Implementation of Renewable Energy Projects for enhancing Solar Capacity of the States



- Sustenance of IT and Technology initiatives for power utilities



- PMC & TPI services in IPDS, DDUGJY and other schemes
- Real Time Monitoring through Web and Mobile Application



- AMI/AMR Based billing & Data Analytics Services



- Energy Efficiency Initiatives through Services or ESCO Model



- Management Contracts/Distribution Franchisee

**REC**  
**POWER DISTRIBUTION**  
ISO 9001:2015, ISO 14001:2015  
& OHSAS 18001:2007  
Certified Company

**आरईसी पावर डिस्ट्रीब्यूशन कम्पनी लिमिटेड**  
**REC POWER DISTRIBUTION COMPANY LIMITED**

(A wholly owned subsidiary of REC Ltd., a 'Navratna CPSE' under Ministry of Power, Govt. of India)

CIN No. RECPDCL-U40101DL2007GOI165779

Corporate Office: 4th floor, KRIBHCO Bhawan, Sector-1, Noida, Gautam Budh Nagar-201301 (UP)  
Tel: +91 120-4383783 Fax: +91 120-4383768, Website: www.recpdcl.in, E-mail: co.delhi@recpdcl.in  
Regd. Office: Core-4, SCOPE Complex, 7 Lodhi Road, New Delhi-110003, Phone (011) 43091506 Fax: (011) 24365815



# Abbreviations



**ABBREVIATIONS**

<b>ABBREVIATION</b>	<b>TERM</b>
2G	Second Generation
3G	Third Generation
ACCS	Advanced Composite Communication System
AI	Air India
AP	Andhra Pradesh
APY	Atal Pension Yojana
ASWC	Anti-Submarine Warfare Corvette
ATM	automated teller machine
AUD	Australian Dollar
BCs	Business Correspondents
BFSI	Banking, Financial services and Insurance
bn	Billion
BNA	Bulk Note Acceptors
BPO	Business Process Outsourcing
BRPSE	Board for Reconstruction of Public Sector Enterprises
BSE	Bombay Stock Exchange
BSEB	Bihar State Electricity Board
BSF	Border Security Force
CAR	Capital Adequacy Ratio
CBDT	Central Board Of Direct Taxes
CBM	coal bed methane
CDM	Clean Development Mechanism
CGD	City Gas Distribution

**ABBREVIATIONS**

<b>ABBREVIATION</b>	<b>TERM</b>
CIS	Commonwealth of Independent States
CNG	Compressed natural gas
Co.	Company
CPSE	Central Public Sector Enterprise
CRAR	Capital to Risk (Weighted) Assets Ratio
CSC	Common Services Centres
CSR	Corporate Social Responsibility
CTF	Corporate Banking, Trade Finance
CV	Commercial Vehicle
DAE	Department of Atomic Energy
Dept	Department
DNA	Deoxyribonucleic acid
DRDO	Defence Research and Development Organization
DTH	Direct to Home
E&P	Exploration and Production
EHV	Extra High Voltage
e-lobby	Electronic Lobby
EMD	Electrolytic Manganese Dioxide
EMD	Electro-Motive Diesel
EPC	Engineering Procurement and Construction
e-tax	Electronic Tax
e-Trade	Electronic Trade
EXIM	Export Import

**ABBREVIATIONS**

<b>ABBREVIATION</b>	<b>TERM</b>
FCIL	Fertilizer Corporation of India Limited
FCNR	Foreign Currency Non Resident
FEDO	FACT Engineering & Design Organisation
FI	Financial Institution
FKCC	Federal Kisan Credit Card
FTTH	Fiber to the home
FY	Financial Year
GA	Goa
GoI.	Government of India
GSLV	Geosynchronous Satellite Launch Vehicle
GSM	grams per square meter
HNI	High Networth Individuals
IEX	India Energy Exchange
IFSC	Indian Financial System Code
IMS	Information Management System
IMTF	Instant Money Transfer Facility
INSAT	Indian National Satellite System
IP	Internet Protocol
IPG	Internet Payment Gateway
IPO	Initial Public Offer
IPTV	Internet Protocol television
ISP	Indira Sagar Project
ISRO	Indian Space Research Organisation

**ABBREVIATIONS**

<b>ABBREVIATION</b>	<b>TERM</b>
IT	Information Technology
IT & ITeS	Information Technology and Information Technology Enabled Services
J&K	Jammu & Kashmir
JV	Joint Venture
KGF	Kolar Gold Fields
KL	Kilogram
KSE	Kanpur Stock Exchange
kW	Kilowatt
LBMA's	London Bullion Market Association
LC	Letter of Credit
LD	Lethal dose
LDO	Light Diesel Oil
LIC	Life Insurance Corporation
LNG	Liquefied natural gas
LPG	Liquefied petroleum gas
LT	Long Ton
Ltd	Limited
LVDT	Linear Variable Differential Transformer
M&A	Merger & Acquisition
MF	Mutual Fund
MFI	Micro Financial Institutionals
MIAL	Mumbai International Airport Limited
MMSCM	Million Metric Standard Cubic Meters.

**ABBREVIATIONS**

<b>ABBREVIATION</b>	<b>TERM</b>
MMSCMD	Million Metric Standard Cubic Meter Per Day
MMT	Million Metric Tons
MMTPA	Million Metric Tonnes Per Annum
MNC	Multi National Company
MOT	Ministry of Textile
MoU	Memorandum of Understanding
MP	Madhya Pradesh
MPLS	Multiprotocol Label Switching
MSC	Mediterranean Shipping Company
MSE	Micro and Small Enterprises
MSMEs	Micro, Small and Medium Enterprises
MSOs	multiple-system operator
MSP	Minimum Support Price
MT	Metric Tons
MTPA	Metric tonnes per annum
MVA	Mega Volt Amp
MW	Megawatt
NBFC	Non-Banking Financial Company
NEFT	National Electronic Funds Transfer
NFS	National Financial Switch
NGN	Next Generation Products
NGO	Non Government Organization
NHAI	National Highways Authority of India



**ABBREVIATIONS**

<b>ABBREVIATION</b>	<b>TERM</b>
NTC	National Textiles Corporation
NLDC	National Load Despatch Centre
NLW	Non Linked Washery
NOPV	Naval Offshore Patrol Vessel
NRE	Non-Resident External
NRI	Non Resident Indian
NRO	Non-Residential Ordinary
NSE	National Stock Exchange
NSU	Navigation Sensor Unit
OPV	Offshore Patrol Vessel
OSP	Omkareshwar Project
PAN	Presence Across Nation
PCMM	People Capability Maturity Model
PCO	Public Call Office
PIO	Persons of Indian Origin
PIS	Portfolio Investment Scheme
PLF	Plant Load Factor
PMC	Project Management Consultancy
PMJBY	Pradhan Mantri Jeevanjyoti Bima Yojana
PMSBY	Pradhan Mantri Suraksha Bima Yojana
PNG	Piedmont Natural Gas
PNGRB	Petroleum and Natural Gas Regulatory Board
PSLV	Polar Satellite Launch Vehicle

**ABBREVIATIONS**

<b>ABBREVIATION</b>	<b>TERM</b>
PSP	Pathani Samanta Planetorium
PSU	Public Sector Undertaking
PSV	Platform Supply Vessel
Pvt	Private
QIP	Quality Innovation Performance
QRSAM	Quick Reaction Surface to Air Missile
R&D	Research & Development
R&M	Renovating and Modernizing
RFC	Request for Comments
RGVY	Rajiv Gandhi Grameen Vidyutikaran Yojana
RLDCs	Regional Load Despatch Centres
RLNG	Re-Gasified Liquefied Natural Gas
ROW	Right of Way
RTGS	Real Time Gross Settlement
SAARC	South Asian Association for Regional Cooperation
SCB	Scheduled Commercial Bank
SECI	Solar Energy Corporation of India Limited
SHG	Self - Help Group
SKDRDP	Shri Kshetra Dharmasthala Rural Development Project
SME	Small & Medium Enterprises
SMS	Short Message Service
SPV	Special Purpose Entity
SSBA	Social Bond and Sustainability Bond Appendix

**ABBREVIATIONS**

<b>ABBREVIATION</b>	<b>TERM</b>
STOA	Short Term Open Access
TEFR	Techno Economic Feasibility Report
TEU	Twenty Foot Equivalent Unit
TF	Trade Finance
TMT	Tousand Metric Tons
TN	Tamil Nadu
TSHD	Trailer Suction Hopper Dredgers
UAE	United Arab Emirates
UK	United Kingdom
ULD	Unit load device
UP	Uttar Pradesh
US	United States
USB	Ultra Small Branches
USBRL	Udhampur-Srinagar-Baramulla Rail Link
UTL	Under The Lights
VOIP	Voice over IP
VPN	Virtual Private Networks
VSAT	Very Small Aperture Terminal
WB	West Bengal
WIMAX	Worldwide Interoperability for Microwave Access
WLL	Wireless Local Loop
y-o-y	Year-on-Year

## Learning & Economic Insights Group

Enhancing customer experience through knowledge, research and insights

Dun & Bradstreet's Learning & Economic Insights Group conducts high-end business research and analysis. Tracking the economic scenario and business landscape closely, it has also been our constant endeavour to place the success stories of Indian Companies on a global platform through our knowledge almanacs like "India's Top 500 Companies", "India's Top Banks", "India's Leading PSUs", "HR Best Practices"; persona-based roundtables like CFO series, CMO series, CHRO series, CTO/CIO series, CSO series; and SME series to name a few. It also provides a suite of professional trainings, educational courses. L&EIG also creates platforms for organizations to create brand awareness and provides them an opportunity to showcase their products, services, strengths and capabilities, amongst current and potential customers, investors, suppliers, government bodies, regulators and other stakeholders.



For more details please contact  
Regd. Office - ICC Chambers, Saki Vihar Road, Powai, Mumbai – 400 072.  
CIN: U74141997PTC813 | Tel: +91 22 6680 1300 | Fax: +91 22 2847 6281/ 82  
North & East: **Rajesh Kandari** | Mobile: +91 9811140424 | Email: KandariR@DNB.com  
West: **Suhail Aboli** | Mobile: +91 9920555476 | Email: AboliS@DNB.com  
South: **Mangesh Shinde** | Mobile: +9198190 43099 | Email: ShindeM@DNB.com

## INDEX

## Index

<b>A</b>	
Agriculture Insurance Company of India Limited .....	76
Air India Air Transport Services Limited .....	2
Air India Engineering Services Limited .....	2
Air India Express Limited .....	2
Air India Limited .....	3
Airline Allied Services Limited .....	3
Airports Authority of India .....	3
Andhra Bank .....	62
Andrew Yule & Company Limited .....	4
Antrix Corporation Limited .....	4
Artificial Limbs Manufacturing Corporation of India .....	4
<b>B</b>	
Balmer Lawrie & Co Limited .....	5
Bank of Baroda .....	62
Bank of India .....	62
BEL Optronics Devices Limited .....	5
BEML Limited .....	5
Bengal Chemicals & Pharmaceuticals Limited .....	6
Bharat Broadband Network Limited .....	6
Bharat Coking Coal Limited .....	6
Bharat Dynamics Limited .....	7
Bharat Electronics Limited .....	7
Bharat Heavy Electricals Limited .....	7
Bharat Immunologicals and Biologicals Corporation Limited .....	8
Bharat Petroleum Corporation Limited .....	8
Bharat Sanchar Nigam Limited .....	8
Biotechnology Industry Research Assistance Council .....	9
Brahmaputra Crackers & Polymer Limited .....	9
Brahmaputra Valley Fertilizer Corporation Limited .....	9
Braithwaite & Company Limited .....	10
The Braithwaite Burn and Jessop Construction Company Limited .....	10
Bridge & Roof Co. (India) Limited .....	10
Broadcast Engineering Consultants India Limited .....	11
Burn Standard Company Limited .....	11
<b>C</b>	
Canara Bank .....	63
Cement Corporation of India Limited .....	11
Central Bank of India .....	63
Central Coalfields Limited .....	12
Central Electronics Limited .....	12
Central Mine Planning & Design Institute Limited .....	12
Central Warehousing Corporation .....	13
Chennai Petroleum Corporation Limited .....	13
Coal India Limited .....	13
Cochin Shipyard Limited .....	14
CONCOR Air Limited .....	14
Container Corporation of India Limited .....	14
Corporation Bank .....	63
The Cotton Corporation of India Limited .....	15

<b>D</b>			
Dedicated Freight Corridor Corporation of India Limited.....	15	Hindustan Paper Corporation Limited.....	24
Dena Bank .....	64	Hindustan Petroleum Corporation Limited .....	24
Dredging Corporation of India Limited .....	15	Hindustan Prefab Limited.....	25
<b>E</b>		Hindustan Shipyard Limited .....	25
Eastern Coalfields Limited .....	16	Hindustan Steelworks Construction Limited .....	25
ECGC Limited .....	76	HLL Lifecare Limited .....	26
EdCIL (India) Limited.....	16	HMT Machine Tools Limited.....	26
Electronics Corporation of India Limited .....	16	Housing and Urban Development Corporation Limited.....	70
Engineering Projects (India) Limited.....	17	HPCL Biofuels Limited.....	26
Engineers India Limited .....	17	HSCC (India) Limited.....	27
Export-Import Bank of India .....	70	<b>I</b>	
<b>F</b>		IFCI Limited.....	70
Ferro Scrap Nigam Limited .....	17	India Infrastructure Finance Company Limited .....	71
The Fertilizers and Chemicals Travancore Limited.....	18	India Tourism Development Corporation Limited .....	27
Food Corporation of India .....	18	India Trade Promotion Organisation .....	27
<b>G</b>		Indian Bank.....	64
GAIL (India) Limited.....	18	<b>Indian Oil Corporation Limited.....</b>	<b>28</b>
GAIL Gas Limited .....	19	Indian Railway Catering and Tourism Corporation Limited .....	29
<b>Garden Reach Shipbuilders &amp; Engineers Limited .....</b>	<b>20</b>	Indian Railway Finance Corporation Limited .....	71
General Insurance Corporation of India .....	76	Indian Rare Earths Limited .....	29
Goa Shipyard Limited .....	21	Indian Renewable Energy Development Agency Limited .....	71
<b>H</b>		<b>Ircon International Limited .....</b>	<b>30</b>
The Handicrafts & Handlooms Exports Corporation of India Limited ..	21	Ircon PB Tollway Limited.....	31
Heavy Engineering Corporation Limited.....	21	Ircon Shivpuri Guna Tollway Limited .....	31
Hindustan Aeronautics Limited .....	22	ITI Limited.....	31
<b>Hindustan Copper Limited .....</b>	<b>23</b>	<b>K</b>	
Hindustan Insecticides Limited.....	24	Kamarajar Port Limited.....	32
		Kanti Bijlee Utpadan Nigam Limited.....	32
		Karnataka Antibiotics & Pharmaceuticals Limited.....	32



KIOCL Limited .....	33	The New India Assurance Company Limited .....	77
Konkan Railway Corporation Limited .....	33	NHDC Limited .....	43
<b>L</b>		NHPC Limited .....	43
Life Insurance Corporation of India .....	77	NLC India Limited.....	44
<b>M</b>		NLC Tamilnadu Power Limited.....	44
Mahanadi Coalfields Limited.....	33	<b>NMDC Limited</b> .....	<b>45</b>
Mahanagar Telephone Nigam Limited.....	34	North Eastern Electric Power Corporation Limited .....	46
Mangalore Refinery and Petrochemicals Limited.....	34	Northern Coalfields Limited .....	46
Mazagon Dock Shipbuilders Limited .....	34	NTPC Limited .....	46
MECON Limited .....	35	NTPC Vidyut Vyapar Nigam Limited .....	47
Mineral Exploration Corporation Limited.....	35	Nuclear Power Corporation of India Limited.....	47
Mishra Dhatu Nigam Limited.....	35	Numaligarh Refinery Limited.....	47
MMTC Limited.....	36	<b>O</b>	
MOIL Limited .....	36	<b>Oil and Natural Gas Corporation Limited.....</b>	<b>48</b>
MSTC Limited.....	36	Oil India Limited .....	49
<b>N</b>		ONGC Videsh Limited .....	49
<b>National Aluminium Company Limited .....</b>	<b>38-39</b>	Oriental Bank of Commerce .....	64
National Bank for Agriculture and Rural Development .....	72	The Oriental Insurance Company Limited .....	78
National Fertilizers Limited.....	40	<b>P</b>	
National Film Development Corporation Limited.....	40	Patratu Vidyut Utpadan Nigam Limited.....	49
National Handloom Development Corporation Limited.....	40	Pawan Hans Limited .....	50
National Informatics Centre Services Incorporated.....	41	PEC Limited.....	50
National Insurance Company Limited .....	77	PFC Consulting Limited .....	50
National Projects Construction Corporation Limited.....	41	Power Finance Corporation Limited .....	72
National Seeds Corporation Limited.....	41	Power Grid Corporation of India Limited .....	51
The National Small Industries Corporation Limited.....	42	<b>Power System Operation Corporation Limited .....</b>	<b>52</b>
National Textile Corporation Limited.....	42	Punjab & Sind Bank .....	65
NBCC (India) Limited .....	42	Punjab National Bank .....	65
NBCC Services Limited.....	43		

<b>R</b>		
Rail Vikas Nigam Limited .....	53	
RailTel Corporation of India Limited .....	53	
Rajasthan Electronics & Instruments Limited.....	53	
Rashtriya Chemicals and Fertilizers Limited .....	54	
Rashtriya Ispat Nigam Limited .....	54	
REC Power Distribution Company Limited .....	54	
RITES Limited.....	55	
Rural Electrification Corporation Limited .....	72	
<b>S</b>		
SAIL Refractory Company Limited .....	55	
Security Printing and Minting Corporation of India Limited.....	55	
The Shipping Corporation of India Limited.....	56	
SJVN Limited.....	56	
Small Industries Development Bank of India.....	73	
Solar Energy Corporation of India .....	56	
South Eastern Coalfields Limited .....	57	
State Bank of India .....	65	
The State Trading Corporation of India Limited.....	57	
Steel Authority of India Limited .....	57	
Syndicate Bank .....	66	
<b>T</b>		
Telecommunications Consultants India Limited .....	58	
THDC India Limited .....	58	
<b>U</b>		
Union Bank of India .....	66	
United Bank of India.....	66	
United India Insurance Company Limited .....	78	
		Uranium Corporation of India Limited .....
		58
	<b>V</b>	
	Vijaya Bank .....	67
	<b>W</b>	
	WAPCOS Limited .....	59
	Western Coalfields Limited.....	59
	<i>Note: Companies marked in bold are Advertorials</i>	

# Notes

---

# Notes

---



